



---

## PLASTIC DIVISION

INNOVATION  
SINCE 1929.

Fami was founded as a specialist industrial furnishing manufacturer. Over the years, considerable resources and energy have been invested in growing our professional skills, establishing an impressive network of contacts and transforming research and materials into highly functional, innovative and top quality products. Fami is a solid business organization with a number of production divisions operating from a location of 230 thousand square meters, buildings of 95 thousand square meters and employs over 400 people. We have six subsidiaries abroad, in Germany, Poland, Austria, Switzerland, China and Argentina. Our authorized distributor network covers every major country in Europe, South East Asia, the Middle East and Latin America. Every year we transform over eight million kilograms of iron and steel and two million kilograms of raw plastic into industry leading storage solutions. All of our production processes take place in house and there is a specific division focused on the production, transformation and molding of plastics.



# ECOLOGY

Eco Sustainability and sustainable development are issues of great importance arising from the increased awareness that the changes and renewals that need to be accomplished should be done with respect to the environmental balance and above all that our resources are precious and need to be conserved for future generations. Fami S.r.l is constantly studying new technological innovations and is a forerunner in the industrial furniture manufacturing in implementing sustainable solutions. FAMI has installed a 1.4 mWp photovoltaic plant on the factory rooftops with a surface area of over 45.000sq meters. The systems consists of 6140 polycrystalline silicon panels known for their high quality, efficiency and longevity and guaranteed for 25 years. The photovoltaic system produces over 44% of the yearly electrical demand of the company.



Familog: division specialized in plastic containers for integrated logistic



www.famiplus.it

Fami Plus has been designed to offer a complete range of products widely used in the industrial field. From the production to the storage, Fami Plus articles satisfy every need. Workbenches, industrial cabinets, drawers partition materials, safety cabinets, shelvings, trolleys, handtrucks for cylinders, storage deposits, absorbent pads, shockproof barriers, automatic hose reels, bins, office furniture, anti-fatigue mats, metal and plastic containers, ladders, canteen clusters, steel tilting containers, hydraulic lifting platforms vices, hooks, sump pallets etc. An accurate selection of ESD products is also included.



www.gonzagarredi.com

GonzagArredi Montessori maintained the commercial structure of the cooperative company, and produces today equipment and furnitures for kids in infant toddlers, kindergartens, schools, libraries, day care, and Montessori educational materials. The company has always worked in cooperation with university professors and experts in the field of furniture and education. New range of products, efficiency and the ability to respond to custom requests are essential characteristics in order to supply adequately schools and cultural or social buildings. Montessori Materials are recognised and approved by Association Montessori Internationale (AMI), which was founded in Amsterdam by Maria Montessori. Gonzagarredi is the only company in Italy whose products are certified by AMI association.



www.mialsrl.com

MIAL is a team of young professionals who have succeeded, day by day, in meeting the needs of the sales sector in a dynamic, flexible, versatile way, offering a selection of articles chosen for their high quality and their compliance with Italian and European standards. A new way of working more closely with the customer, with outstanding service and the capability for immediate response.



www.storevan.com

Store Van was founded in 2003 to respond to the very precise market of fitting out and customization of commercial vehicles. Store Van, with its dedicated design and production departments, is as innovative as Fami, whose philosophy and managerial approach it shares. Store Van operates all over Italy and Europe and has set its sights on continued expansion. As a brand of the Fami Group, the flexibility of its products is a source of pride within the industrial group and helps ensure its position as a solid partner for its customers. Increased production efficiency and high quality yield are of great importance for all companies, and it is in this light that Store Van offers a range of accessories for the fitting out of a wide variety of commercial vehicles. Store Van studies, designs and manufactures the products and fits out all the interior spaces, making use of innovative accessories specially made to measure for all types of vehicles.

# INDEX



<b>LOGISTIC</b>	<b>10</b>
· Athena	12
· Athena light	58
· Proxima	64



<b>AUTOMOTIVE</b>	<b>84</b>
· RL-KL	86
· R-KLT	92
· K-KLT4680	98
· Odette	102
· 1421-KLT	106
· Big box	108
· Safelid	112



<b>SST</b>	<b>116</b>
· Kronos	118
· Ares	122
· Delta	126
· Minerva	134



<b>C-PARTS</b>	<b>142</b>
· Compat	144
· Zeus	158
· RK	166
· Practibox	180

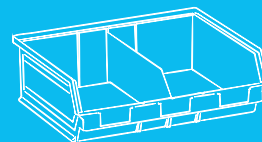
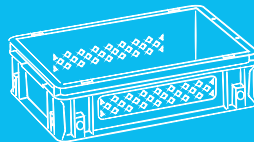
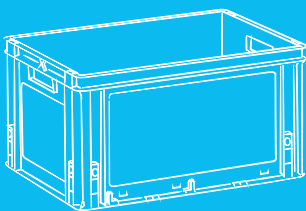


<b>ELECTRONIC</b>	<b>204</b>
· Megaprint - Miniprint	206



<b>ADDITIONAL COMPONENTS</b>	<b>216</b>
· Label holder	217
· Pallets	228
· Trolleys for containers	231
· Mats	232
· Top-box	235
· Plastic containers	236

**LOGISTIC**  
**AUTOMOTIVE**  
**SST** (Space Saver Team)  
**C-PARTS**  
**ELECTRONIC**  
**ADDITIONAL COMPONENTS**





# CONTAINERS

# OUR RAW MATERIALS



## FIRST GRADE POLYPROPYLENE


First grade polypropylene is a non-toxic plastic material highly appreciated and used in the manufacturing and design industries for the production of the most diverse products, as it is odourless, resistant to solvents and acids, washable and sterilisable, resistant to moisture and not hygroscopic. Its chemical and mechanical behaviour make of polypropylene an ideal product to make boxes, crates, bins and other containers, designed for the handling and storage of goods.

PP	51 01	grey polypropylene	PP	51 02	green polypropylene
PP	51 03	red polypropylene	PP	51 04	blue polypropylene
PP	51 05	yellow polypropylene	PP	51 XB	turquoise polypropylene
PP	51 27	signal blue polypropylene	PP	51 IG	sapphire blue polypropylene
PP	59 27	signal blue polypropylene	PP	59 01	grey polypropylene




## FOOD SAFE POLYPROPYLENE

Food compliant polypropylene is a material that complies with the current EU legislation that regulates the specifications of packaging and containers intended for contact with foodstuffs. This plastic material is very popular in the food industry - from the preparation and packaging stage all the way to product storage and shipment.

	59 00	white PP - food compliant
---	-------	---------------------------

Boxes are manufactured in food-approved plastic compliant with:

- 1 Italian Ministerial decree of 21 March 1973 and subsequent amendments and additions: Health regulations for packaging, receptacles and utensils intended to come into contact with foodstuffs or personal care products.
- 2 Italian Presidential Decree no. 777 of 23 August 1982 and subsequent amendments and additions: Implementing Directive 76/893/EEC relating to materials and articles intended to come into contact with foodstuffs.
- 3 Regulation (EC) no. 1935/2004 of the European Parliament and of the Council of 27 October 2004 on materials and articles intended to come into contact with food and repealing Directives 80/590/EEC and 89/109/EEC.
- 4 Commission Regulation (EC) No. 2023/2006 of 22 December 2006 on good manufacturing practice for materials and articles intended to come into contact with food.
- 5 Commission Regulation (EU) No. 10/2011 of 14 January 2011 on plastic materials and articles intended to come into contact with food (replacing and repealing Directive 2002/72/EC).




## ECOGREEN POLYPROPYLENE

Ecogreen Polypropylene is an environment-friendly solution as it can give a new lease of life to recycled plastic obtained from waste-to-energy processing of post-consumer plastic.



**54 01**

grey  
ecogreen



## POLYPROPYLENE 5A

5A Polypropylene is a composite material obtained by mixing first grade polypropylene with a fraction of polypropylene obtained from selected post-industrial material. This raw material can guarantee high performance.



**5A 01**

grey  
regenerated



## CONDUCTIVE POLYPROPYLENE - ESD

Conductive polypropylene is a top quality plastic material, perfectly suitable for ensuring protection from electrostatic discharges. Conductive polypropylene boxes can be used to safely store and handle sensitive electronic components.



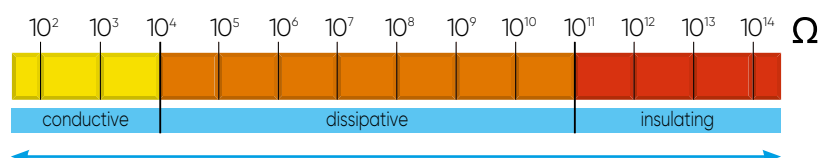
**52 07**

black  
PP - ESD

## TECHNICAL SPECIFICATIONS

STANDARD MATERIAL	Polypropylene copolymer (PPC)
ELECTROCONDUCTIVE ADDITIVE	Carbon black
COLOUR	Black
DENSITY, AT 23°C	1.04 g/cm <sup>3</sup>
VICAT SOFTENING TEMPERATURE	154° C ISO 306
TEMPERATURE OF USE	Permanent: approx. 80-100°C For a short time: approx. 100-120°C
SURFACE RESISTANCE	< 10 <sup>4</sup> Ω cm (measured according to CEI EN 61340-2-3 at 20°C with a 5 cm <sup>2</sup> annular electrode).
SPECIFIC RESISTIVITY	10 <sup>4</sup> Ω cm (measured according to CEI EN 61340-2-3 at 20°C with a 5 cm <sup>2</sup> annular electrode)
AGEING	No conductivity decrease (in 7 years of use) no migration of corrosive substances, excellent resistance to UV radiation.
RESISTANCE TO CHEMICALS	Excellent (according to the PP classification, generally valid)

## CONDUCTIVITY SCALE



# OUR RAW MATERIALS



## POLYSTYRENE

Polystyrene is a transparent, hard and bright resin, used for the production of extensible drawers with tilting opening of the Practibox line, for RK dividers and for divider box lids. It is highly transparent, which makes the contents of drawers perfectly visible, and features excellent mechanical strength, making it a durable and reliable product over time.

PS 68 96 transparent polystyrene



## ABS

ABS is the result of a successful combination between a resin and an elastomer, and owes its success to the excellent technical properties that characterise it. Outstandingly bright and with better surface aesthetics than other polymers, it is a rigid, resilient plastic material, with a high degree of resistance to scratches and impacts. It is used in the production of Practibox chests of drawers, which can be integrated in racks, in trolleys or fixed directly to walls.



## materials test laboratory



Courtesy of INSTRON ITALY

Our laboratory carries out composition analyses, mechanical, thermal and functional tests on the materials used and on the structure of the boxes and containers that we manufacture. Over the years we have developed considerable problem solving expertise and optimisation of logistics processes, to supply service that is line with our customers' requirements.

## production processes



A mixture of various "grains" and colours, heated up to obtain a homogeneous and plastic mixture, is placed inside the mould to acquire the desired shape and become a crate, or a finishing element, or a mechanical part. The process is easy to describe but likely to be affected by a countless variables - knowledgeably and passionately managed by Fami's experts. The presses and moulds, the core elements of our production facilities, are connected to each other through silos, sliding rollers, control stations, as well as technical and commercial input that make up the company's value chain. Before being put on the market, each product is tested and checked so that there are no imperfections; after this test, it is made available to the customer.

www.tor-mec.com



ITALGEAR



FAAC



# CUSTOMISED MARKING



STEEL INSERT  
INTEGRATED INTO THE  
MOULD

for the production of boxes with  
embossed logos



HOT MARKING WITH  
3 PRINTING PLATE TYPES

- up to 100 cm<sup>2</sup>
- from 101 to 250 cm<sup>2</sup>
- from 251 to ... cm<sup>2</sup>



COLOURS AVAILABLE FOR HOT MARKING



FOR SPECIAL COLOURS PLEASE REQUEST A FEASIBILITY ANALYSIS AND QUOTATION

# LOGISTIC





# ATHENA

The Athena series containers, available in a variety of materials and sizes, are used in all sectors and ideally respond to both storage and distribution needs. Stackable with and without lids, they comply with euro-pallet dimensional requirements. Edges and reinforcements have been designed to give the containers a structure such as to make them resistant to even the heaviest loads. The containers' bottoms and walls can be either solid or perforated. The handles can be either open or closed. The different composition of these elements allows for various solutions and can be adapted to customised requirements.

# HOLES

lifting hole



lifting bar



# SIDE WALLS

solid side walls



perforated side walls



LONG side walls with window



SHORT side walls with window




# BOTTOM


solid bottom



reinforced bottom



perforated bottom



bottom pre-set for accessories



with cross bars



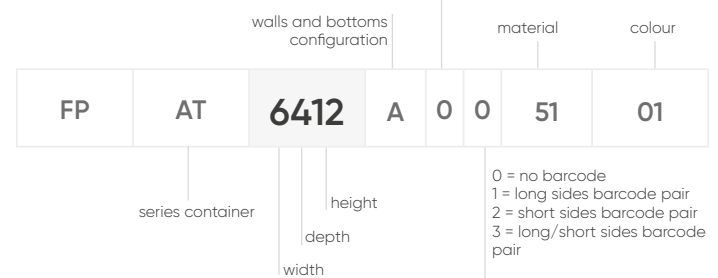
with feet



with wheels

# CODING Athena

0 = no marking  
1 = marking with moulding insert  
3 = hot marking



# RAW MATERIAL



51 01

grey polypropylene



51 XB

turquoise polypropylene



52 07

black PP - ESD



59 00

white PP - food compliant



54 01

grey ecogreen

# LID



HINGED LID



LID WITH HANDLES



SLIDING LID



Using a lid still allows for crate stacking

## CLOSING HOOKS



CLOSURE WITH LEAD SEAL

The lid of Athena series boxes in the hinged lid version with handles can be closed with a sliding nylon fastener



## DIVIDER BOX

**Dividers** make it possible to **divide** in a **rational** manner the inside of **Athena** series boxes in two or more compartments according to the **chosen solution**. A practical **dust-proofing** lid is available, made of **transparent polystyrene**, which can be lifted thanks to the **special handle**.




## "COMB-TYPE" SLOTTED DIVIDERS

To store and protect especially delicate material or material which should not come into contact with other products during handling and storage, the boxes can be organised by using comb-type (slotted) dividers. Made of polystyrene in different sizes, the dividers feature 20 mm pitch slots that allow for a rational and diversified arrangement of the box inside space according to requirements.

## MIDDLE SHELF

Made of polystyrene, the middle shelf acts as a separator if the box needs to be divided into several layers. The side grooves on the lid make it easier to grab and lift it.



## PACKING SLIP FIXING SPRING

The packing slip fixing spring is snapped onto either the long side or the short side of Athena boxes, to fix in place packing lists or other documents.

# ATHENA



	ART.	2115	3212	3217	4305	4308	4312	4317	4322	4332	6408	6412	6417	6422	6428	6432	6443	8612	8617	8622	8632	8643	
   	PP	●	●	●	●	●	●	●	●	●	●	●	●	●	●	●	Δ	Δ	Δ	Δ	Δ	Δ	
	ESD	○	●	○	●	●	●	●	●	●	●	●	●	○	●	●	●	Δ	Δ	Δ	Δ	Δ	Δ
	FOOD	○	○	○	○	○	○	○	○	○	○	○	○	○	○	○	○	Δ	Δ	Δ	Δ	Δ	Δ
	ECO	○	○	○	○	○	●	●	●	●	○	○	●	●	○	○	○	Δ	Δ	Δ	Δ	Δ	Δ
   	PP	-	-	-	-	-	-	Δ	●	●	-	-	Δ	●	●	●	●	-	-	-	-	-	
	ESD	-	-	-	-	-	-	Δ	○	○	-	-	Δ	○	○	○	○	-	-	-	-	-	
	FOOD	-	-	-	-	-	-	Δ	○	○	-	-	Δ	○	○	○	○	-	-	-	-	-	
	ECO	-	-	-	-	-	-	-	-	-	-	-	-	-	-	-	-	-	-	-	-	-	
   	PP	-	-	-	-	●	●	Δ	Δ	Δ	●	●	Δ	Δ	Δ	Δ	Δ	●	●	●	●	●	
	ESD	-	-	-	-	○	○	Δ	Δ	Δ	○	○	Δ	Δ	Δ	Δ	Δ	●	●	●	●	●	
	FOOD	-	-	-	-	○	○	Δ	Δ	Δ	○	○	Δ	Δ	Δ	Δ	Δ	○	○	○	○	○	
	ECO	-	-	-	-	○	○	Δ	Δ	Δ	○	○	Δ	Δ	Δ	Δ	Δ	○	○	○	○	○	
   	PP	-	-	-	-	-	Δ	●	Δ	-	-	Δ	●	●	●	Δ	-	-	-	-	-		
	ESD	-	-	-	-	-	Δ	○	Δ	-	-	Δ	○	○	○	Δ	-	-	-	-	-		
	FOOD	-	-	-	-	-	Δ	○	Δ	-	-	Δ	○	○	○	Δ	-	-	-	-	-		
	ECO	-	-	-	-	-	-	-	-	-	-	-	-	-	-	-	-	-	-	-	-		
   	PP	-	-	-	-	Δ	Δ	Δ	Δ	Δ	Δ	Δ	Δ	Δ	Δ	Δ	Δ	-	-	-	-		
	ESD	-	-	-	-	Δ	Δ	Δ	Δ	Δ	Δ	Δ	Δ	Δ	Δ	Δ	Δ	-	-	-	-		
	FOOD	-	-	-	-	Δ	Δ	Δ	Δ	Δ	Δ	Δ	Δ	Δ	Δ	Δ	Δ	-	-	-	-		
	ECO	-	-	-	-	Δ	Δ	Δ	Δ	Δ	Δ	Δ	Δ	Δ	Δ	Δ	Δ	-	-	-	-		
   	PP	-	-	-	-	-	Δ	Δ	Δ	-	-	Δ	Δ	Δ	Δ	Δ	-	-	-	-			
	ESD	-	-	-	-	-	Δ	Δ	Δ	-	-	Δ	Δ	Δ	Δ	Δ	-	-	-	-			
	FOOD	-	-	-	-	-	Δ	Δ	Δ	-	-	Δ	Δ	Δ	Δ	Δ	-	-	-	-			
	ECO	-	-	-	-	-	-	-	-	-	-	-	-	-	-	-	-	-	-	-			
   	PP	-	-	-	-	-	Δ	Δ	Δ	Δ	●	Δ	Δ	Δ	Δ	Δ	-	-	-	-			
	ESD	-	-	-	-	-	Δ	Δ	Δ	Δ	○	Δ	Δ	Δ	Δ	Δ	-	-	-	-			
	FOOD	-	-	-	-	-	Δ	Δ	Δ	Δ	○	Δ	Δ	Δ	Δ	Δ	-	-	-	-			
	ECO	-	-	-	-	-	Δ	Δ	Δ	Δ	○	Δ	Δ	Δ	Δ	Δ	-	-	-	-			
   	PP	-	-	-	-	Δ	●	Δ	Δ	Δ	●	Δ	Δ	Δ	Δ	Δ	-	-	-	-			
	ESD	-	-	-	-	Δ	○	Δ	Δ	Δ	○	Δ	Δ	Δ	Δ	Δ	-	-	-	-			
	FOOD	-	-	-	-	Δ	○	Δ	Δ	Δ	○	Δ	Δ	Δ	Δ	Δ	-	-	-	-			
	ECO	-	-	-	-	Δ	○	Δ	Δ	Δ	○	Δ	Δ	Δ	Δ	Δ	-	-	-	-			

● available from stock
○ on request
Δ on request with extra charge
- not available

	ART.	2115	3212	3217	4305	4308	4312	4317	4322	4332	6408	6412	6417	6422	6428	6432	6443	8612	8617	8622	8632	8643
<b>J</b> 	PP	-	-	-	-	-	Δ	Δ	Δ	Δ	Δ	Δ	Δ	Δ	Δ	Δ	Δ	-	-	-	-	-
	ESD	-	-	-	-	-	Δ	Δ	Δ	Δ	Δ	Δ	Δ	Δ	Δ	Δ	Δ	-	-	-	-	-
	FOOD	-	-	-	-	-	Δ	Δ	Δ	Δ	Δ	Δ	Δ	Δ	Δ	Δ	Δ	-	-	-	-	-
	ECO	-	-	-	-	-	Δ	Δ	Δ	Δ	Δ	Δ	Δ	Δ	Δ	Δ	Δ	-	-	-	-	-
<b>K</b> 	PP	-	-	-	-	-	-	Δ	Δ	Δ	-	-	Δ	Δ	Δ	Δ	Δ	-	-	-	-	-
	ESD	-	-	-	-	-	-	Δ	Δ	Δ	-	-	Δ	Δ	Δ	Δ	Δ	-	-	-	-	-
	FOOD	-	-	-	-	-	-	Δ	Δ	Δ	-	-	Δ	Δ	Δ	Δ	Δ	-	-	-	-	-
	ECO	-	-	-	-	-	-	-	-	-	-	-	-	-	-	-	-	-	-	-	-	-
<b>L</b> 	PP	-	-	-	-	-	-	Δ	Δ	Δ	-	-	Δ	Δ	Δ	Δ	Δ	-	-	-	-	-
	ESD	-	-	-	-	-	-	Δ	Δ	Δ	-	-	Δ	Δ	Δ	Δ	Δ	-	-	-	-	-
	FOOD	-	-	-	-	-	-	Δ	Δ	Δ	-	-	Δ	Δ	Δ	Δ	Δ	-	-	-	-	-
	ECO	-	-	-	-	-	-	-	-	-	-	-	-	-	-	-	-	-	-	-	-	-
<b>M</b> 	PP	-	-	-	-	-	-	Δ	Δ	Δ	-	-	Δ	Δ	Δ	Δ	Δ	-	-	-	-	-
	ESD	-	-	-	-	-	-	Δ	Δ	Δ	-	-	Δ	Δ	Δ	Δ	Δ	-	-	-	-	-
	FOOD	-	-	-	-	-	-	Δ	Δ	Δ	-	-	Δ	Δ	Δ	Δ	Δ	-	-	-	-	-
	ECO	-	-	-	-	-	-	-	-	-	-	-	-	-	-	-	-	-	-	-	-	-
<b>N</b> 	PP	-	-	-	-	-	-	Δ	Δ	Δ	-	-	Δ	Δ	Δ	Δ	Δ	-	-	-	-	-
	ESD	-	-	-	-	-	-	Δ	Δ	Δ	-	-	Δ	Δ	Δ	Δ	Δ	-	-	-	-	-
	FOOD	-	-	-	-	-	-	Δ	Δ	Δ	-	-	Δ	Δ	Δ	Δ	Δ	-	-	-	-	-
	ECO	-	-	-	-	-	-	Δ	Δ	Δ	-	-	Δ	Δ	Δ	Δ	Δ	-	-	-	-	-
<b>P</b> 	PP	-	-	-	-	-	-	Δ	Δ	Δ	-	-	Δ	Δ	Δ	Δ	Δ	-	-	-	-	-
	ESD	-	-	-	-	-	-	Δ	Δ	Δ	-	-	Δ	Δ	Δ	Δ	Δ	-	-	-	-	-
	FOOD	-	-	-	-	-	-	Δ	Δ	Δ	-	-	Δ	Δ	Δ	Δ	Δ	-	-	-	-	-
	ECO	-	-	-	-	-	-	Δ	Δ	Δ	-	-	Δ	Δ	Δ	Δ	Δ	-	-	-	-	-
<b>Q</b> 	PP	-	-	-	-	-	-	Δ	Δ	Δ	-	-	Δ	Δ	Δ	Δ	Δ	-	-	-	-	-
	ESD	-	-	-	-	-	-	Δ	Δ	Δ	-	-	Δ	Δ	Δ	Δ	Δ	-	-	-	-	-
	FOOD	-	-	-	-	-	-	Δ	Δ	Δ	-	-	Δ	Δ	Δ	Δ	Δ	-	-	-	-	-
	ECO	-	-	-	-	-	-	Δ	Δ	Δ	-	-	Δ	Δ	Δ	Δ	Δ	-	-	-	-	-
<b>R</b> 	PP	-	-	-	-	-	-	Δ	Δ	Δ	-	-	Δ	Δ	Δ	●	●	-	-	-	-	-
	ESD	-	-	-	-	-	-	Δ	Δ	Δ	-	-	Δ	Δ	Δ	○	○	-	-	-	-	-
	FOOD	-	-	-	-	-	-	Δ	Δ	Δ	-	-	Δ	Δ	Δ	○	○	-	-	-	-	-
	ECO	-	-	-	-	-	-	-	-	-	-	-	-	-	-	-	-	-	-	-	-	-

● available from stock









○ on request

Δ on request with extra charge

- not available

		ART.	2115	3212	3217	4305	4308	4312	4317	4322	4332	6408	6412	6417	6422	6428	6432	6443	8612	8617	8622	8632	8643
<b>S</b> 	PP		-	-	-	-	-	-	Δ	Δ	Δ	-	-	Δ	●	Δ	Δ	Δ	-	-	-	-	-
	ESD		-	-	-	-	-	-	Δ	Δ	Δ	-	-	Δ	○	Δ	Δ	Δ	-	-	-	-	-
	FOOD		-	-	-	-	-	-	Δ	Δ	Δ	-	-	Δ	○	Δ	Δ	Δ	-	-	-	-	-
	ECO		-	-	-	-	-	-	-	-	-	-	-	-	-	-	-	-	-	-	-	-	-
<b>T</b> 	PP		-	-	-	-	-	-	Δ	Δ	Δ	-	-	Δ	Δ	Δ	Δ	Δ	-	-	-	-	-
	ESD		-	-	-	-	-	-	Δ	Δ	Δ	-	-	Δ	Δ	Δ	Δ	Δ	-	-	-	-	-
	FOOD		-	-	-	-	-	-	Δ	Δ	Δ	-	-	Δ	Δ	Δ	Δ	Δ	-	-	-	-	-
	ECO		-	-	-	-	-	-	-	-	-	-	-	-	-	-	-	-	-	-	-	-	-
<b>U</b> 	PP		-	-	-	-	-	-	-	-	-	-	-	-	-	-	-	●	-	-	-	-	-
	ESD		-	-	-	-	-	-	-	-	-	-	-	-	-	-	-	○	-	-	-	-	-
	FOOD		-	-	-	-	-	-	-	-	-	-	-	-	-	-	-	○	-	-	-	-	-
	ECO		-	-	-	-	-	-	-	-	-	-	-	-	-	-	-	-	-	-	-	-	-
<b>V</b> 	PP		-	-	-	-	-	-	-	-	-	-	-	-	-	-	-	●	-	-	-	-	-
	ESD		-	-	-	-	-	-	-	-	-	-	-	-	-	-	-	○	-	-	-	-	-
	FOOD		-	-	-	-	-	-	-	-	-	-	-	-	-	-	-	○	-	-	-	-	-
	ECO		-	-	-	-	-	-	-	-	-	-	-	-	-	-	-	-	-	-	-	-	-
<b>W</b> 	PP		-	-	-	-	-	-	-	-	-	-	-	-	-	-	-	-	●	●	●	●	●
	ESD		-	-	-	-	-	-	-	-	-	-	-	-	-	-	-	-	●	●	●	●	●
	FOOD		-	-	-	-	-	-	-	-	-	-	-	-	-	-	-	-	○	○	○	○	○
	ECO		-	-	-	-	-	-	-	-	-	-	-	-	-	-	-	-	○	○	○	○	○
<b>X</b> 	PP		-	-	-	-	-	-	-	-	-	-	-	-	-	-	-	-	●	●	●	●	●
	ESD		-	-	-	-	-	-	-	-	-	-	-	-	-	-	-	-	●	●	●	●	●
	FOOD		-	-	-	-	-	-	-	-	-	-	-	-	-	-	-	-	○	○	○	○	○
	ECO		-	-	-	-	-	-	-	-	-	-	-	-	-	-	-	-	○	○	○	○	○
<b>Y</b> 	PP		-	-	-	-	-	-	-	-	-	-	-	-	-	-	-	-	●	●	●	●	●
	ESD		-	-	-	-	-	-	-	-	-	-	-	-	-	-	-	-	●	●	●	●	●
	FOOD		-	-	-	-	-	-	-	-	-	-	-	-	-	-	-	-	○	○	○	○	○
	ECO		-	-	-	-	-	-	-	-	-	-	-	-	-	-	-	-	○	○	○	○	○

● available from stock     
 ○ on request     
 Δ on request with extra charge     
 - not available

	ART.	2115	3212	3217	4305	4308	4312	4317	4322	4332	6408	6412	6417	6422	6428	6432	6443	8612	8617	8622	8632	8643	
 hinged lid	PP	-	●	●	●	●	●	●	●	●	●	●	●	●	●	●	●	-	-	-	-	-	
	ESD	-	●	●	●	●	●	●	●	●	●	●	●	●	●	●	●	●	-	-	-	-	-
	FOOD	-	○	○	○	○	○	○	○	○	○	○	○	○	○	○	○	○	-	-	-	-	-
	ECO	-	○	○	●	●	●	●	●	●	●	●	●	●	●	●	●	●	○	○	○	○	○
 lid with handles	PP	-	-	-	●	●	●	●	●	●	●	●	●	●	●	●	●	●	●	●	●	●	●
	ESD	-	-	-	●	●	●	●	●	●	●	●	●	●	●	●	●	●	●	●	●	●	●
	FOOD	-	-	-	○	○	○	○	○	○	○	○	○	○	○	○	○	○	○	○	○	○	○
	ECO	-	-	-	○	○	○	○	○	○	○	○	○	○	○	○	○	○	○	○	○	○	○
 sliding lid	PP	-	-	-	●	●	●	●	●	●	-	-	-	-	-	-	-	-	-	-	-	-	
	ESD	-	-	-	●	●	●	●	●	●	-	-	-	-	-	-	-	-	-	-	-	-	
	FOOD	-	-	-	○	○	○	○	○	○	-	-	-	-	-	-	-	-	-	-	-	-	
	ECO	-	-	-	-	-	-	-	-	-	-	-	-	-	-	-	-	-	-	-	-	-	
 closing hooks	PP	-	□	□	□	□	□	□	□	□	□	□	□	□	□	□	□	-	-	-	-	-	
	ESD	-	□	□	□	□	□	□	□	□	□	□	□	□	□	□	□	□	-	-	-	-	-
	FOOD	-	□	□	□	□	□	□	□	□	□	□	□	□	□	□	□	□	-	-	-	-	-
	ECO	-	□	□	□	□	□	□	□	□	□	□	□	□	□	□	□	□	-	-	-	-	-
 packing slip fixing spring	PP	-	□	□	-	□	□	□	□	□	□	□	□	□	□	□	□	□	□	□	□	□	□
	ESD	-	□	□	-	□	□	□	□	□	□	□	□	□	□	□	□	□	□	□	□	□	□
	FOOD	-	□	□	-	□	□	□	□	□	□	□	□	□	□	□	□	□	□	□	□	□	□
	ECO	-	□	□	-	□	□	□	□	□	□	□	□	□	□	□	□	□	□	□	□	□	□
 label holder	PP	-	-	-	-	-	-	□	□	□	-	-	□	□	□	□	□	-	□	□	□	□	
	ESD	-	-	-	-	-	-	□	□	□	-	-	□	□	□	□	□	-	□	□	□	□	
	FOOD	-	-	-	-	-	-	□	□	□	-	-	□	□	□	□	□	-	□	□	□	□	
	ECO	-	-	-	-	-	-	-	-	-	-	-	-	-	-	-	-	-	-	-	-	-	
 divider box	PP	-	-	-	●	-	●	●	●	●	-	●	●	●	●	●	●	-	-	-	-	-	
	ESD	-	-	-	●	-	●	●	●	●	-	●	●	●	●	●	●	-	-	-	-	-	
	FOOD	-	-	-	○	-	○	○	○	○	-	○	○	○	○	○	○	-	-	-	-	-	
	ECO	-	-	-	-	-	-	-	-	-	-	-	-	-	-	-	-	-	-	-	-	-	
 divider box 1	PP	-	-	-	●	-	●	●	●	●	-	●	●	●	●	●	●	-	-	-	-	-	
	ESD	-	-	-	●	-	●	●	●	●	-	●	●	●	●	●	●	-	-	-	-	-	
	FOOD	-	-	-	○	-	○	○	○	○	-	○	○	○	○	○	○	-	-	-	-	-	
	ECO	-	-	-	-	-	-	-	-	-	-	-	-	-	-	-	-	-	-	-	-	-	

● available from stock
○ on request
▲ on request with extra charge
- not available
□ for containers

	ART.	2115	3212	3217	4305	4308	4312	4317	4322	4332	6408	6412	6417	6422	6428	6432	6443	8612	8617	8622	8632	8643	
 divider box 2	PP	-	-	-	●	-	●	●	●	●	-	●	●	●	●	●	●	-	-	-	-	-	
	ESD	-	-	-	●	-	●	●	●	●	-	●	●	●	●	●	●	-	-	-	-	-	
	FOOD	-	-	-	○	-	○	○	○	○	-	○	○	○	○	○	○	-	-	-	-	-	
	ECO	-	-	-	-	-	-	-	-	-	-	-	-	-	-	-	-	-	-	-	-	-	
 divider box 4	PP	-	-	-	●	-	●	●	●	●	-	●	●	●	●	●	●	-	-	-	-	-	
	ESD	-	-	-	●	-	●	●	●	●	-	●	●	●	●	●	●	-	-	-	-	-	
	FOOD	-	-	-	○	-	○	○	○	○	-	○	○	○	○	○	○	-	-	-	-	-	
	ECO	-	-	-	-	-	-	-	-	-	-	-	-	-	-	-	-	-	-	-	-	-	
 *divider box lid	PP	-	-	-	-	-	-	-	-	-	-	-	-	-	-	-	-	-	-	-	-		
	ESD	-	-	-	-	-	-	-	-	-	-	-	-	-	-	-	-	-	-	-	-	-	
	FOOD	-	-	-	-	-	-	-	-	-	-	-	-	-	-	-	-	-	-	-	-	-	
	ECO	-	-	-	-	-	-	-	-	-	-	-	-	-	-	-	-	-	-	-	-	-	
 **slotted partitions 45 - 70 - 90 - 120 - 180 H	PP	-	-	-	●	●	●	●	●	●	●	●	●	●	●	●	●	Δ	Δ	Δ	Δ	Δ	
	ESD	-	-	-	●	●	●	●	●	●	●	●	●	●	●	●	●	●	Δ	Δ	Δ	Δ	Δ
	FOOD	-	-	-	-	-	-	-	-	-	-	-	-	-	-	-	-	-	-	-	-	-	
	ECO	-	-	-	-	-	-	-	-	-	-	-	-	-	-	-	-	-	-	-	-	-	
 **middle shelf	PP	-	-	-	●	●	●	●	●	●	●	●	●	●	●	●	●	Δ	Δ	Δ	Δ	Δ	
	ESD	-	-	-	●	●	●	●	●	●	●	●	●	●	●	●	●	●	Δ	Δ	Δ	Δ	Δ
	FOOD	-	-	-	-	-	-	-	-	-	-	-	-	-	-	-	-	-	-	-	-	-	
	ECO	-	-	-	-	-	-	-	-	-	-	-	-	-	-	-	-	-	-	-	-	-	
 divider and extra divider 145 - 195 H	PP	-	-	-	□	□	□	□	□	□	□	□	□	□	□	□	□	-	-	-	-	-	
	ESD	-	-	-	□	□	□	□	□	□	□	□	□	□	□	□	□	□	-	-	-	-	-
	FOOD	-	-	-	-	-	-	-	-	-	-	-	-	-	-	-	-	-	-	-	-	-	
	ECO	-	-	-	-	-	-	-	-	-	-	-	-	-	-	-	-	-	-	-	-	-	

● available from stock
○ on request
Δ on request with extra charge
- not available
□ for containers

\*Available in transparent polystyrene only

\*\*Available in grey polystyrene only

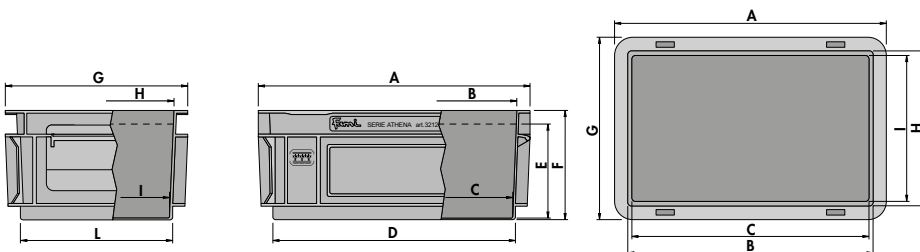


## PACKAGING 1 - CARTON

## PACKAGING 2 - 1/2 PALLET

Single unit H mm	ART.	Carton dimensions mm	Single unit H mm	ART.	1/2 pallet dimensions mm
150 H	<b>FW AT 2115 A 00</b>	425x620x670 H	150 H	<b>FX AT 2115 A 00</b>	1200x800x1110 H
	51 01			51 01	
	51 XB			51 XB	
	52 07			52 07	
	54 01			54 01	
	59 00			59 00	

## TECHNICAL MEASURES






ART. CONTAINER	A	B	C	D	E	F	G	H	I	L
<b>FP AT 2115 A 00</b>	201	167	158	165	140	151	151	116	109	115

Material/colour range

<b>51 01</b> grey polypropylene	<b>51 XB</b> turquoise polypropylene	<b>52 07</b> black PP - ESD	<b>59 00</b> white PP - food compliant	<b>54 01</b> grey ecogreen	<b>OTHER COLOURS ON REQUEST</b>
---------------------------------	--------------------------------------	-----------------------------	--	----------------------------	---------------------------------

## PACKAGING 3 - PALLET

Single unit H mm	ART.		Pallet dimensions mm		
150 H	FY AT 2115 A 00	51 01	1200x800x2280 H	480	2,7
		51 XB			
		52 07			
		54 01			
		59 00			

**A**



SOLID side walls



SOLID side walls  
lifting HOLE



SOLID bottom



**PACKAGING 1**  
Quantity per carton



**PACKAGING 2**  
Units on 1/2 pallet



**PACKAGING 3**  
Units on pallet



Volume in litres  
per single unit



**CUSTOMISED MARKING**  
see page 9






## PACKAGING 1 - CARTON

## PACKAGING 2 - 1/2 PALLET


Single unit H mm	ART.	Carton dimensions mm		Single unit H mm	ART.	1/2 pallet dimensions mm		
120 H	FW AT 3212 A 00	425x620x670 H	20 5		FX AT 3212 A 00	1200x800x1215 H	160 5	51 01
								51 XB
								52 07
								54 01
								59 00
170 H	FW AT 3217 A 00	425x620x670 H	16 7		FX AT 3217 A 00	1200x800x1095 H	96 7	51 01
								51 XB
								52 07
								54 01
								59 00




## PACKAGING 3 - PALLET

Single unit H mm	ART.		Pallet dimensions mm			
120 H	FY AT 3212 A 00	51 01	1200x800x2240 H	320	5	
		51 XB				
		52 07				
		54 01				
		59 00				
170 H	FY AT 3217 A 00	51 01	1200x800x2150 H	208	7	
		51 XB				
		52 07				
		54 01				
		59 00				


**A**



SOLID side walls




SOLID side walls  
lifting HOLE




SOLID bottom


---




**PACKAGING 1**  
Quantity per carton




**PACKAGING 2**  
Units on ½ pallet



**PACKAGING 3**  
Units on pallet

 Volume in litres per single unit



**CUSTOMISED MARKING**  
see page 9

# ATHENA 300x200 ACCESSORIES



closure with lead seal

## CLOSING HOOKS

ART.

**F PZ 0681 00 13**

Pair of sliding hooks suitable for hinged lids for containers series Athena



## HINGED LID

ART.		dim. mm
	51 01	300x200
	51 XB	
FP AT 32HG 000	52 07	
	54 01	
	59 00	

■ AVAILABLE FROM STOCK

■ ON REQUEST



## PACKING SLIP FIXING SPRING

ART.

dim. mm

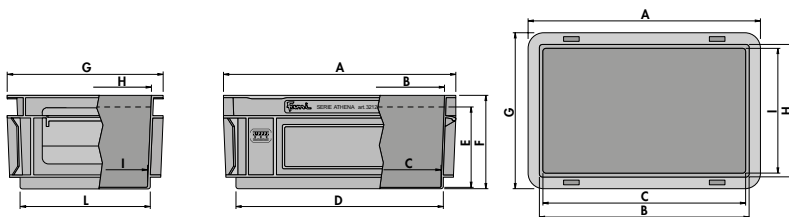
**F PZ 0010 00 99**

75x20x20



**TRANSPARENT PVC LABEL HOLDER**  
SEE PAGE 216

## TECHNICAL MEASURES



ART. containers	A	B	C	D	E	F	G	H	I	L
FP AT 3212 A 00	298	268	259	268	102	120	199	168	161	168
FP AT 3217 A 00	298	267	259	267	151	170	198	166	160	167

Material/  
colour range



**51 01** grey polypropylene



**51 XB** turquoise polypropylene



**52 07** black PP - ESD



**59 00** white PP - food compliant



**54 01** grey ecogreen

OTHER COLOURS ON REQUEST



# ATHENA

## 400x300 mm



### PACKAGING 1 - CARTON









### PACKAGING 2 - 1/2 PALLET

Single unit H mm	ART.	Carton dimensions mm	L							
55 H	FW AT 4305 A 00	425x620x670 H	30	3,8	51 01					
					51 XB					
					52 07					
					54 01					
					59 00					
55 H	FX AT 4305 A 00	1200x800x965 H	160	3,8	51 01					
					51 XB					
					52 07					
					54 01					
					59 00					
75 H	FW AT 4308 A 00	425x620x670 H	20	6	51 01					
					51 XB					
					52 07					
					54 01					
					59 00					
75 H	FX AT 4308 A 00	1200x800x1060 H	112	6	51 01					
					51 XB					
					52 07					
					54 01					
					59 00					
120 H	FW AT 4312 A 00	425x620x670 H	12	10	51 01					
					51 XB					
					52 07					
					54 01					
					59 00					
120 H	FX AT 4312 A 00	1200x800x1215 H	80	10	51 01					
					51 XB					
					52 07					
					54 01					
					59 00					
120 H	FW AT 4312 H 00	425x620x670 H	12	10	51 01					
					51 XB					
					52 07					
					54 01					
					59 00					
120 H	FX AT 4312 H 00	1200x800x1215 H	80	10	51 01					
					51 XB					
					52 07					
					54 01					
					59 00					
120 H	FW AT 4312 C 00	425x620x670 H	12	10	51 01					
					51 XB					
					52 07					
					54 01					
					59 00					
120 H	FX AT 4312 C 00	1200x800x1215 H	80	10	51 01					
					51 XB					
					52 07					
					54 01					
					59 00					


Material/colour range  
 PP  
**51 01** grey polypropylene  
 PP  
**51 XB** turquoise polypropylene  
**52 07** black PP - ESD  
**59 00** white PP - food compliant  
**54 01** grey ecogreen  
 OTHER COLOURS ON REQUEST



## PACKAGING 3 - PALLET


Single unit H mm	ART.		Pallet dimensions mm			
55 H	FY AT 4305 A 00		1200x800x1730 H	320	3,8	
						51 01
						51 XB
						52 07
						54 01
75 H	FY AT 4308 A 00		1200x800x1960 H	240	6	
						51 01
						51 XB
						52 07
						54 01
120 H	FY AT 4312 A 00		1200x800x2230 H	160	10	
						51 01
						51 XB
						52 07
						54 01
120 H	FY AT 4312 H 00		1200x800x2230 H	160	10	
						51 01
						51 XB
						52 07
						54 01
120 H	FY AT 4312 C 00		1200x800x2230 H	160	10	
						51 01
						51 XB
						52 07
						54 01

**A**




SOLID side walls      SOLID side walls lifting HOLE      SOLID bottom

**H**




PERFORATED side walls      SOLID side walls lifting HOLE      PERFORATED bottom


**C**




SOLID side walls      SOLID side walls lifting HOLE      REINFORCED bottom




**PACKAGING 1**  
Quantity per carton




**PACKAGING 2**  
Units on 1/2 pallet



**PACKAGING 3**  
Units on pallet

 Volume in litres per single unit



**CUSTOMISED MARKING**  
see page 9

## PACKAGING 1 - CARTON

## PACKAGING 2 - 1/2 PALLET

Single unit H mm	ART.		Carton dimensions mm			Single unit H mm	ART.		1/2 pallet dimensions mm		
170 H	FW AT 4317 A 00	51 01	425x620x670 H	8	15	170 H	FX AT 4317 A 00	51 01	1200x800x1095 H	48	15
		51 XB						51 XB			
		52 07						52 07			
		54 01						54 01			
		59 00						59 00			
170 H	FW AT 4317 C 00	51 01	425x620x670 H	8	15	170 H	FX AT 4317 C 00	51 01	1200x800x1095 H	48	15
		51 XB						51 XB			
		52 07						52 07			
		54 01						54 01			
		59 00						59 00			
220 H	FW AT 4322 A 00	51 01	425x620x670 H	6	20	220 H	FX AT 4322 A 00	51 01	1200x800x1190 H	40	20
		51 XB						51 XB			
		52 07						52 07			
		54 01						54 01			
		59 00						59 00			
220 H	FW AT 4322 B 00	51 01	425x620x670 H	6	20	220 H	FX AT 4322 B 00	51 01	1200x800x1190 H	40	20
		51 XB						51 XB			
		52 07						52 07			
		-						-			
		59 00						59 00			
220 H	FW AT 4322 D 00	51 01	425x620x670 H	6	20	220 H	FX AT 4322 D 00	51 01	1200x800x1190 H	40	20
		51 XB						51 XB			
		52 07						52 07			
		-						-			
		59 00						59 00			
325 H	FW AT 4332 A 00	51 01	425x620x670 H	4	30	325 H	FX AT 4332 A 00	51 01	1200x800x1095 H	24	30
		51 XB						51 XB			
		52 07						52 07			
		54 01						54 01			
		59 00						59 00			
325 H	FW AT 4332 B 00	51 01	425x620x670 H	4	30	325 H	FX AT 4332 B 00	51 01	1200x800x1095 H	24	30
		51 XB						51 XB			
		52 07						52 07			
		-						-			
		59 00						59 00			

## PACKAGING 3 - PALLET

Single unit H mm	ART.		Pallet dimensions mm			
170 H	FY AT 4317 A 00	51 01	1200x800x2150 H	104	15	
		51 XB				
		52 07				
		54 01				
		59 00				
170 H	FY AT 4317 C 00	51 01	1200x800x2150 H	104	15	
		51 XB				
		52 07				
		54 01				
		59 00				
220 H	FY AT 4322 A 00	51 01	1200x800x2200 H	80	20	
		51 XB				
		52 07				
		54 01				
		59 00				
220 H	FY AT 4322 B 00	51 01	1200x800x2200 H	80	20	
		51 XB				
		52 07				
		-				
		59 00				
220 H	FY AT 4322 D 00	51 01	1200x800x2200 H	80	20	
		51 XB				
		52 07				
		-				
		59 00				
325 H	FY AT 4332 A 00	51 01	1200x800x2300 H	56	30	
		51 XB				
		52 07				
		54 01				
		59 00				
325 H	FY AT 4332 B 00	51 01	1200x800x2300 H	56	30	
		51 XB				
		52 07				
		-				
		59 00				

**A**

SOLID side walls    SOLID side walls    SOLID bottom

SOLID hole

---

**B**

SOLID side walls    SOLID side walls    SOLID bottom

lifting BAR

---

**C**

SOLID side walls    SOLID side walls    REINFORCED bottom

SOLID hole

---

**D**

SOLID side walls    SOLID side walls    REINFORCED bottom

lifting BAR

**PACKAGING 1**  
Quantity per carton

**PACKAGING 2**  
Units on 1/2 pallet

**PACKAGING 3**  
Units on pallet

Volume in litres per single unit

**CUSTOMISED MARKING**  
see page 9

# ATHENA 400x300 ACCESSORIES



## HINGED LID

dim. mm	ART.	
400x300	FP AT 43HG 000	51 01
		51 XB
		52 07
		54 01
		59 00



## LID WITH HANDLES

dim. mm	ART.	
400x300	FP AT 43SE 000	51 01
		51 XB
		52 07
		54 01
		59 00



## SLIDING LID

dim. mm	ART.	
400x300	FP AT 43SL 000	51 01
		51 XB
		52 07
		-
		59 00




closure with lead seal

## CLOSING HOOKS

ART.
F PZ 0681 00 13

Pair of sliding hooks suitable for hinged lids for containers series Athena



## LABEL HOLDER

ART.	dim. mm
F PZ 9551 00 07	150x85

BLACK COLOUR - NO ESD

## LABELS (4 x SHEET)

ART.	label dim. mm
F PZ 0920 00 00	145x81



ATHENA SERIES NOT INCLUDED  
4305 - 4308 - 4312



## PACKING SLIP FIXING SPRING

ART.
F PZ 0010 00 99

75x20x20



TRANSPARENT PVC LABEL HOLDER  
SEE PAGE 216

Material/  
colour range

PP  
51 01 grey polypropylene

PP  
51 XB turquoise polypropylene



52 07 black PP - ESD

59 00 white PP - food compliant



54 01 grey ecogreen

OTHER COLOURS ON REQUEST





Box dim. mm	ART.		Carton dimensions mm	
256x178x90 H	FW AT 43S1 000	51 01	565x375x460 H	20
		51 XB		
		52 07		
		-		
		59 00		



Box dim. mm	ART.		Carton dimensions mm	
256x178x90 H	FW AT 43S2 000	51 01	565x375x460 H	20
		51 XB		
		52 07		
		-		
		59 00		



Box dim. mm	ART.		Carton dimensions mm	
256x178x90 H	FW AT 43S4 000	51 01	565x375x460 H	20
		51 XB		
		52 07		
		-		
		59 00		



**TRANSPARENT LID**

PS

ART.	dim. mm
FP AT LID4 000 68 96	256x178

**EXAMPLES OF BOX DIVISION**



BOX DIVIDED WITH  
1 ART. FP AT 43S1 000  
1 ART. FP AT 43S2 000




BOX DIVIDED WITH  
1 ART. FP AT 43S1 000  
1 ART. FP AT 43S4 000



BOX DIVIDED WITH  
1 ART. FP AT 43S2 000  
1 ART. FP AT 43S4 000

# ATHENA 400x300 ACCESSORIES



## POLYSTYRENE "COMB-TYPE" SLOTTED DIVIDERS

PS

ART.	dim. mm	pitch slots mm
F HN 1320 00 01	255x45	20
F HN 1420 00 01	355x45	20
F HN 1340 00 01	255x70	20
F HN 1440 00 01	355x70	20
F HN 1350 00 01	255x90	20
F HN 1450 00 01	355x90	20
F HN 1460 00 01	255x120	20
F HN 1660 00 01	355x120	20
F HN 1470 00 01	255x180	20
F HN 1670 00 01	355x180	20



## POLYSTYRENE MIDDLE SHELF

PS


ART.	dim. mm
F HN 5130 00 01	355x255



## ESD MIDDLE SHELF



ART.	dim. mm
F HP 5130 00 07	355x255



## ESD "COMB-TYPE" SLOTTED DIVIDERS



ART.	dim. mm	pitch slots mm
F HP 1320 00 07	255x45	20
F HP 1420 00 07	355x45	20
F HP 1340 00 07	255x70	20
F HP 1440 00 07	355x70	20
F HP 1350 00 07	255x90	20
F HP 1450 00 07	355x90	20
F HP 1460 00 07	255x120	20
F HP 1660 00 07	355x120	20
F HP 1470 00 07	255x180	20
F HP 1670 00 07	355x180	20



Material/  
colour range

PS

01

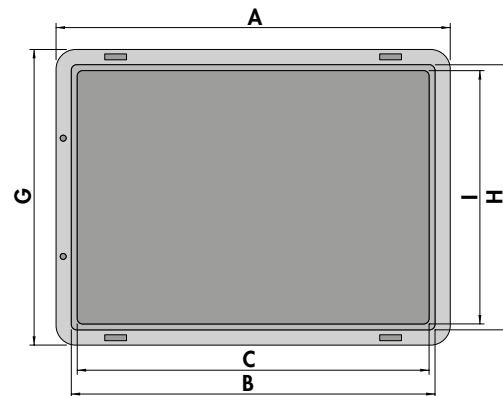
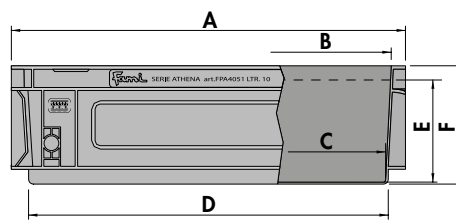
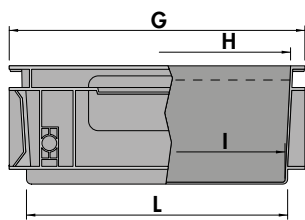
grey  
polypropylene



07

black  
PP - ESD

# TECHNICAL MEASURES



ART. containers	A	B	C	D	E	F	G	H	I	L
FP AT 4305 A 00	402	366	355	364	36	55	302	265	255	266
FP AT 4308 A 00	400	369	355	365	57	75	300	268	255	267
FP AT 4312 A 00	401	369	358	367	102	121	300	268	258	267
FP AT 4312 C 00	402	369	358	366	94	121	300	268	253	265
FP AT 4312 H 00	402	369	353	364	102	120	300	269	253	264
FP AT 4317 A 00	402	370	358	367	152	171	300	268	258	268
FP AT 4317 C 00	401	370	359	367	145	170	300	269	258	268
FP AT 4322 A 00	401	370	358	367	202	221	301	270	258	268
FP AT 4322 B 00	401	369	358	368	202	221	301	267	257	267
FP AT 4322 D 00	401	370	358	364	195	221	301	270	258	264
FP AT 4332 A 00	402	371	357	367	306	325	301	268	258	268
FP AT 4332 B 00	401	369	357	367	305	324	300	268	257	267





## PACKAGING 1 - CARTON

Single unit H mm	ART.	Carton dimensions mm		
------------------	------	----------------------	--	--

75 H	FWAT 6408 A 00	51 01	425x620x670 H	10	10
		51 XB			
		52 07			
		54 01			
		59 00			
120 H	FWAT 6412 A 00	51 01	425x620x670 H	6	20
		51 XB			
		52 07			
		54 01			
		59 00			
120 H	FWAT 6412 G 00	51 01	425x620x670 H	6	20
		51 XB			
		52 07			
		54 01			
		59 00			
120 H	FWAT 6412 H 00	51 01	425x620x670 H	6	20
		51 XB			
		52 07			
		54 01			
		59 00			
120 H	FWAT 6412 C 00	51 01	425x620x670 H	6	20
		51 XB			
		52 07			
		54 01			
		59 00			




## PACKAGING 2 - 1/2 PALLET

Single unit H mm	ART.	1/2 pallet dimensions mm		
------------------	------	--------------------------	--	--


75 H	FX AT 6408 A 00	51 01	1200x800x1060 H	60	10
		51 XB			
		52 07			
		54 01			
		59 00			
120 H	FX AT 6412 A 00	51 01	1200x800x1215 H	40	20
		51 XB			
		52 07			
		54 01			
		59 00			
120 H	FX AT 6412 G 00	51 01	1200x800x1215 H	40	20
		51 XB			
		52 07			
		54 01			
		59 00			
120 H	FX AT 6412 H 00	51 01	1200x800x1215 H	40	20
		51 XB			
		52 07			
		54 01			
		59 00			
120 H	FX AT 6412 C 00	51 01	1200x800x1215 H	40	20
		51 XB			
		52 07			
		54 01			
		59 00			



## PACKAGING 3 - PALLET

Single unit H mm	ART.	 Pallet dimensions mm  			
75 H	FY AT 6408 A 00	51 01	1200x800x1970 H	120	10
		51 XB			
		52 07			
		54 01			
		59 00			
120 H	FY AT 6412 A 00	51 01	1200x800x2240 H	80	20
		51 XB			
		52 07			
		54 01			
		59 00			
120 H	FY AT 6412 G 00	51 01	1200x800x2240 H	80	20
		51 XB			
		52 07			
		54 01			
		59 00			
120 H	FY AT 6412 H 00	51 01	1200x800x2240 H	80	20
		51 XB			
		52 07			
		54 01			
		59 00			
120 H	FY AT 6412 C 00	51 01	1200x800x2240 H	80	20
		51 XB			
		52 07			
		54 01			
		59 00			

**A**



SOLID side walls



SOLID side walls  
lifting HOLE



SOLID bottom

**G**



PERFORATED  
side walls



SOLID side walls  
lifting HOLE



SOLID bottom

**H**



PERFORATED  
side walls



SOLID side walls  
lifting HOLE



PERFORATED  
bottom

**C**



SOLID side walls



SOLID side walls  
lifting HOLE



REINFORCED  
bottom



**PACKAGING 1**  
Quantity per carton



**PACKAGING 2**  
Units on 1/2 pallet



**PACKAGING 3**  
Units on pallet



Volume in litres  
per single unit



**CUSTOMISED MARKING**  
see page 9




 AVAILABLE FROM STOCK

 ON REQUEST




# ATHENA

## 600x400 mm

### PACKAGING 1 - CARTON

Single unit H mm	ART.	 Carton dimensions mm			
170 H	FW AT 6417 A 00	425x620x670 H	4	30	51 01
					51 XB
					52 07
					54 01
					59 00
170 H	FW AT 6417 C 00	425x620x670 H	4	30	51 01
					51 XB
					52 07
					54 01
					59 00
220 H	FW AT 6422 A 00	425x620x670 H	3	40	51 01
					51 XB
					52 07
					54 01
					59 00
220 H	FW AT 6422 B 00	425x620x670 H	3	40	51 01
					51 XB
					52 07
					-
					59 00
220 H	FW AT 6422 S 00	425x620x670 H	3	40	51 01
					51 XB
					52 07
					-
					59 00
220 H	FW AT 6422 D 00	425x620x670 H	3	40	51 01
					51 XB
					52 07
					-
					59 00

### PACKAGING 2 - 1/2 PALLET

Single unit H mm	ART.	 1/2 pallet dimensions mm			
170 H	FX AT 6417 A 00	1200x800x1095 H	24	30	51 01
					51 XB
					52 07
					54 01
					59 00
170 H	FX AT 6417 C 00	1200x800x1095 H	24	30	51 01
					51 XB
					52 07
					54 01
					59 00
220 H	FX AT 6422 A 00	1200x800x1190 H	20	40	51 01
					51 XB
					52 07
					54 01
					59 00
220 H	FX AT 6422 B 00	1200x800x1190 H	20	40	51 01
					51 XB
					52 07
					-
					59 00
220 H	FX AT 6422 S 00	1200x800x1190 H	20	40	51 01
					51 XB
					52 07
					-
					59 00
220 H	FX AT 6422 D 00	1200x800x1190 H	20	40	51 01
					51 XB
					52 07
					-
					59 00



 Material/colour range
 
 51 01 grey polypropylene
 

 51 XB turquoise polypropylene
 

 52 07 black PP - ESD
 

 59 00 white PP - food compliant
 

 54 01 grey ecogreen
 

 OTHER COLOURS ON REQUEST

## PACKAGING 3 - PALLET

Single unit H mm	ART.		Pallet dimensions mm			
170 H	FY AT 6417 A 00	51 01	1200x800x2330 H	56	30	
		51 XB				
		52 07				
		54 01				
		59 00				
170 H	FY AT 6417 C 00	51 01	1200x800x2330 H	56	30	
		51 XB				
		52 07				
		54 01				
		59 00				
220 H	FY AT 6422 A 00	51 01	1200x800x2200 H	40	40	
		51 XB				
		52 07				
		54 01				
		59 00				
220 H	FY AT 6422 B 00	51 01	1200x800x2200 H	40	40	
		51 XB				
		52 07				
		-				
		59 00				
220 H	FY AT 6422 S 00	51 01	1200x800x2200 H	40	40	
		51 XB				
		52 07				
		-				
		59 00				
220 H	FY AT 6422 D 00	51 01	1200x800x2200 H	40	40	
		51 XB				
		52 07				
		-				
		59 00				

**A**

SOLID side walls      SOLID side walls lifting HOLE      SOLID bottom

**B**

SOLID side walls      SOLID side walls lifting BAR      SOLID bottom

**S**

PERFORATED side walls      PERFORATED side walls lifting HOLE      PERFORATED bottom

**C**

SOLID side walls      SOLID side walls lifting HOLE      REINFORCED bottom

**D**

SOLID side walls      SOLID side walls lifting BAR      REINFORCED bottom

**PACKAGING 1**  
Quantity per carton

**PACKAGING 2**  
Units on 1/2 pallet

**PACKAGING 3**  
Units on pallet

Volume in litres per single unit

**CUSTOMISED MARKING**  
see page 9



## PACKAGING 1 - CARTON

## PACKAGING 2 - 1/2 PALLET

Single unit H mm	ART.	 Carton dimensions mm			Single unit H mm	ART.	 1/2 pallet dimensions mm			
285 H	FW AT 6428 A 00	51 01	425x620x670 H	2	53	FX AT 6428 A 00	1200x800x1225 H	16	53	
		51 XB								51 01
		52 07								51 XB
		54 01								52 07
		59 00								54 01
285 H	FW AT 6428 B 00	51 01	425x620x670 H	2	53	FX AT 6428 B 00	1200x800x1225 H	16	53	
		51 XB								51 01
		52 07								51 XB
		-								52 07
		59 00								-
285 H	FW AT 6428 D 00	51 01	425x620x670 H	2	53	FX AT 6428 D 00	1200x800x1225 H	16	53	
		51 XB								51 01
		52 07								51 XB
		-								52 07
		59 00								-
325 H	FW AT 6432 A 00	51 01	425x620x670 H	2	60	FX AT 6432 A 00	1200x800x1095 H	12	60	
		51 XB								51 01
		52 07								51 XB
		54 01								52 07
		59 00								54 01
325 H	FW AT 6432 B 00	51 01	425x620x670 H	2	60	FX AT 6432 B 00	1200x800x1095 H	12	60	
		51 XB								51 01
		52 07								51 XB
		-								52 07
		59 00								-
325 H	FW AT 6432 R 00	51 01	425x620x670 H	2	60	FX AT 6432 R 00	1200x800x1095 H	12	60	
		51 XB								51 01
		52 07								51 XB
		-								52 07
		59 00								-
325 H	FW AT 6432 D 00	51 01	425x620x670 H	2	60	FX AT 6432 D 00	1200x800x1095 H	12	60	
		51 XB								51 01
		52 07								51 XB
		-								52 07
		59 00								-

## PACKAGING 3 - PALLET

Single unit H mm	ART.		Pallet dimensions mm			
285 H	FY AT 6428 A 00	51 01	1200x800x2270 H	32	53	
		51 XB				
		52 07				
		54 01				
		59 00				
285 H	FY AT 6428 B 00	51 01	1200x800x2270 H	32	53	
		51 XB				
		52 07				
		-				
		59 00				
285 H	FY AT 6428 D 00	51 01	1200x800x2270 H	32	53	
		51 XB				
		52 07				
		-				
		59 00				
325 H	FY AT 6432 A 00	51 01	1200x800x2300 H	28	60	
		51 XB				
		52 07				
		54 01				
		59 00				
325 H	FY AT 6432 B 00	51 01	1200x800x2300 H	28	60	
		51 XB				
		52 07				
		-				
		59 00				
325 H	FY AT 6432 R 00	51 01	1200x800x2300 H	28	60	
		51 XB				
		52 07				
		-				
		59 00				
325 H	FY AT 6432 D 00	51 01	1200x800x2300 H	28	60	
		51 XB				
		52 07				
		-				
		59 00				

**A**

SOLID side walls      SOLID side walls lifting HOLE      SOLID bottom

---

**B**

SOLID side walls      SOLID side walls lifting BAR      SOLID bottom

---

**R**

PERFORATED side walls      PERFORATED side walls lifting BAR      SOLID bottom

---

**D**

SOLID side walls      SOLID side walls lifting BAR      REINFORCED bottom

---

**PACKAGING 1**  
Quantity per carton

**PACKAGING 2**  
Units on 1/2 pallet

**PACKAGING 3**  
Units on pallet

Volume in litres per single unit

**CUSTOMISED MARKING**  
see page 9

# ATHENA

## 600x400 mm

### PACKAGING 2 - 1/2 PALLET

Single unit H mm	ART.		1/2 pallet dimensions mm		
430 H	FX AT 6443 B 00	51 01	1200x800x1005 H	8	90
		51 XB			
		52 07			
		59 00			
430 H	FX AT 6443 R 00	51 01	1200x800x1005 H	8	90
		51 XB			
		52 07			
		59 00			
430 H	FX AT 6443 U 00	51 01	1200x800x1005 H	8	90
		51 XB			
		52 07			
		59 00			
430 H	FX AT 6443 V 00	51 01	1200x800x1005 H	8	90
		51 XB			
		52 07			
		59 00			

### PACKAGING 3 - PALLET

Single unit H mm	ART.		Pallet dimensions mm		
430 H	FY AT 6443 B 00	51 01	1200x800x2200 H	20	90
		51 XB			
		52 07			
		59 00			
430 H	FY AT 6443 R 00	51 01	1200x800x2200 H	20	90
		51 XB			
		52 07			
		59 00			
430 H	FY AT 6443 U 00	51 01	1200x800x2200 H	20	90
		51 XB			
		52 07			
		59 00			
430 H	FY AT 6443 V 00	51 01	1200x800x2200 H	20	90
		51 XB			
		52 07			
		59 00			



U



V

Material/  
colour range



51 01 grey polypropylene



51 XB turquoise polypropylene



52 07 black PP - ESD



59 00 white PP - food compliant



54 01 grey ecogreen

OTHER COLOURS ON REQUEST



**B**



SOLID side walls



SOLID side walls  
lifting BAR



SOLID bottom

**R**



PERFORATED  
side walls



PERFORATED side walls  
lifting BAR



SOLID bottom

**U**



SOLID side walls



1 side wall with window  
1 solid side wall with  
handle



SOLID bottom

**V**



1 side wall with window  
1 solid side wall



SOLID side walls  
lifting BAR



SOLID bottom



**PACKAGING 2**  
Units on 1/2  
pallet



**PACKAGING 3**  
Units on pallet



Volume in litres  
per single unit



**CUSTOMISED  
MARKING**  
see page 9



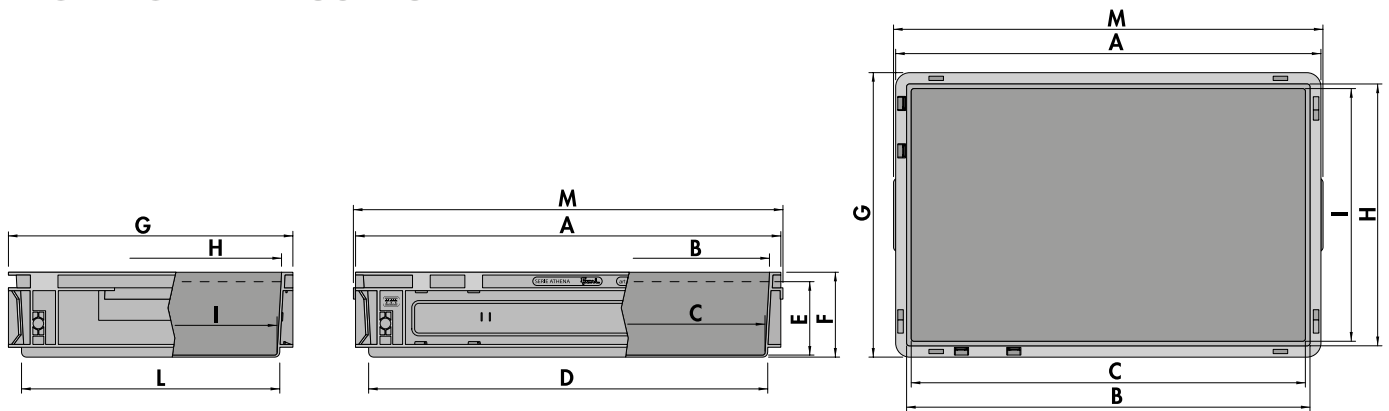
**CONTAINER  
TROLLEYS**  
see page 231

# ATHENA

## 600x400 mm



## TECHNICAL MEASURES



ART. containers	A	B	C	D	E	F	G	H	I	L	M
FP AT 6408 A 00	602	566	555	563	58	77	404	366	355	364	606
FP AT 6412 A 00	601	569	558	567	101	121	402	369	356	366	601
FP AT 6412 C 00	602	570	554	565	95	121	402	370	354	365	601
FP AT 6412 G 00	601	569	557	566	102	121	402	370	357	366	601
FP AT 6412 H 00	601	569	557	565	101	120	401	369	356	365	601
FP AT 6417 A 00	603	570	556	567	151	171	402	369	357	366	603
FP AT 6417 C 00	602	571	559	566	137	171	402	370	359	365	601
FP AT 6422 A 00	602	570	557	567	201	221	402	369	356	366	603
FP AT 6422 B 00	601	568	556	566	201	221	401	370	356	366	604
FP AT 6422 D 00	602	571	558	567	186	222	405	371	357	367	607
FP AT 6422 S 00	602	570	555	564	199	221	401	370	355	364	605
FP AT 6428 A 00	603	571	556	565	262	281	401	370	357	365	608
FP AT 6428 B 00	600	569	556	565	262	280	400	369	356	364	605
FP AT 6428 D 00	603	572	558	566	251	281	401	369	357	365	603
FP AT 6432 A 00	603	571	558	566	307	326	402	371	356	365	603
FP AT 6432 B 00	602	570	557	567	307	326	402	371	357	365	607
FP AT 6432 D 00	603	570	558	567	294	328	402	371	358	367	608
FP AT 6432 R 00	602	570	558	567	307	326	402	371	358	366	605
FP AT 6443 B 00	603	573	558	568	413	431	401	370	358	367	603
FP AT 6443 R 00	603	573	558	566	411	430	401	368	358	366	605
FP AT 6443 V 00	602	572	557	566	411	430	401	369	356	365	601
FP AT 6443 U 00	603	573	558	567	412	431	401	370	358	366	602

# ATHENA 600x400 ACCESSORIES



## HINGED LID

dim. mm	ART.	
600x400	FP AT 64HG 000	51 01
		51 XB
		52 07
		54 01
		59 00



## LID WITH HANDLES

dim. mm	ART.	
600x400	FP AT 64SE 000	51 01
		51 XB
		52 07
		54 01
		59 00



closure with lead seal

## CLOSING HOOKS

ART.
F PZ 0681 00 13

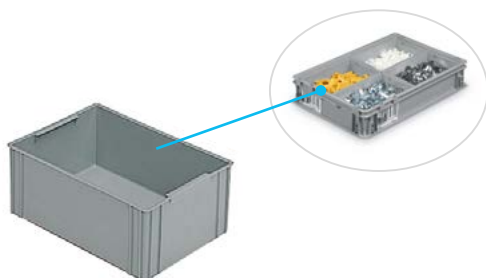
Pair of sliding hooks suitable for hinged lids for containers series Athena



## PACKING SLIP FIXING SPRING

ART.	dim. mm
F PZ 0010 00 99	75x20x20

## DIVIDER BOX





Single unit mm	ART.		Carton dimensions mm	
277x177x99 H	FW AT 64SO 000	51 01	565x375x460 H	20
		51 XB		
		52 07		
		-		
		59 00		

Material/colour range



51 01 grey polypropylene	51 XB turquoise polypropylene	52 07 black PP - ESD	59 00 white PP - food compliant	54 01 grey ecogreen	OTHER COLOURS ON REQUEST
--------------------------	-------------------------------	----------------------	---------------------------------	---------------------	--------------------------

# DIVIDER BOX





Single unit mm	ART.		Carton dimensions mm	
357x278x90 H	FW AT 64S1 000	51 01	565x375x460 H	10
		51 XB		
		52 07		
		-		
		59 00		



Single unit mm	ART.		Carton dimensions mm	
357x278x90 H	FW AT 64S2 000	51 01	565x375x460 H	10
		51 XB		
		52 07		
		-		
		59 00		



Single unit mm	ART.		Carton dimensions mm	
357x278x90 H	FW AT 64S4 000	51 01	565x375x460 H	10
		51 XB		
		52 07		
		-		
		59 00		



## TRANSPARENT LID

PS

ART.	dim. mm
FP AT LID6 000 68 96	357x278

## EXAMPLES OF BOX DIVISION



BOX DIVIDED WITH  
1 ART. FP AT 64S1 000  
1 ART. FP AT 64S2 000



BOX DIVIDED WITH  
1 ART. FP AT 64S1 000  
1 ART. FP AT 64S4 000




BOX DIVIDED WITH  
1 ART. FP AT 64S2 000  
1 ART. FP AT 64S4 000

 AVAILABLE FROM STOCK

 ON REQUEST

 PACKAGING 1 - Quantity per carton

# ATHENA 600x400 ACCESSORIES




## LABEL HOLDER

ART.	Dim. mm	
<b>F PZ 9751 00 07</b>	215x85	

## LABELS (3 x SHEET)

ART.	Label dim. mm	
<b>F PZ 0940 00 00</b>	210x81	

 ATHENA SERIES NOT INCLUDED  
6408 - 6412



## DIVIDER WITH SUPPORT

ART.	Dim. mm	
<b>FND 0340 0199</b>	195 H	

FOR ATHENA STACKING CONTAINERS ART. FP AT 6422 ...




## DIVIDER WITH SUPPORT

ART.	Dim. mm	
<b>FND 0330 0199</b>	145 H	

FOR ATHENA STACKING CONTAINERS ART. FP AT 6417 ...





**POLYSTYRENE "COMB-TYPE" SLOTTED DIVIDERS**



ART.	Dim. mm	Pitch slots mm
F HN 1420 00 01	355x45	20
F HN 1620 00 01	555x45	20
F HN 1440 00 01	355x70	20
F HN 1640 00 01	555x70	20
F HN 1450 00 01	355x90	20
F HN 1650 00 01	555x90	20
F HN 1460 00 01	355x120	20
F HN 1660 00 01	555x120	20
F HN 1470 00 01	355x180	20
F HN 1670 00 01	555x180	20

**POLYSTYRENE MIDDLE SHELF**




ART.	Dim. mm
F HN 5140 00 01	555x355



**ESD MIDDLE SHELF**



ART.	Dim. mm
F HP 5140 00 07	555x355



**ESD "COMB-TYPE" SLOTTED DIVIDERS**



ART.	Dim. mm	Pitch slots mm
F HP 1420 00 07	355x45	20
F HP 1620 00 07	555x45	20
F HP 1440 00 07	355x70	20
F HP 1640 00 07	555x70	20
F HP 1450 00 07	355x90	20
F HP 1650 00 07	555x90	20
F HP 1460 00 07	355x120	20
F HP 1660 00 07	555x120	20
F HP 1470 00 07	355x180	20
F HP 1670 00 07	555x180	20



01 grey polypropylene



07 black PP - ESD

# ATHENA

## 800x600 mm



### PACKAGING 2 - 1/2 PALLET

Single unit H mm	ART.	1/2 pallet dimensions mm	
120 H	FX AT 8612 C 00	1200x800x1215 H	20 49
		51 01	
		51 XB	
		52 07	
		54 01	
		59 00	
170 H	FX AT 8617 C 00	1200x800x1095 H	12 69
		51 01	
		51 XB	
		52 07	
		54 01	
		59 00	
220 H	FX AT 8622 C 00	1200x800x1190 H	10 90
		51 01	
		51 XB	
		52 07	
		54 01	
		59 00	
325 H	FX AT 8632 C 00	1200x800x1095 H	6 130
		51 01	
		51 XB	
		52 07	
		54 01	
		59 00	
430 H	FX AT 8643 C 00	1200x800x1005 H	4 175
		51 01	
		51 XB	
		52 07	
		54 01	
		59 00	

### PACKAGING 3 - PALLET

Single unit H mm	ART.	Pallet dimensions mm	
120 H	FY AT 8612 C 00	1200x800x2300 H	40 49
		51 01	
		51 XB	
		52 07	
		54 01	
		59 00	
170 H	FY AT 8617 C 00	1200x800x2300 H	28 69
		51 01	
		51 XB	
		52 07	
		54 01	
		59 00	
220 H	FY AT 8622 C 00	1200x800x2200 H	20 90
		51 01	
		51 XB	
		52 07	
		54 01	
		59 00	
325 H	FY AT 8632 C 00	1200x800x2320 H	14 130
		51 01	
		51 XB	
		52 07	
		54 01	
		59 00	
430 H	FY AT 8643 C 00	1200x800x2230 H	10 175
		51 01	
		51 XB	
		52 07	
		54 01	
		59 00	

Material/colour range
 
 PP **51 01** grey polypropylene
 

 PP **51 XB** turquoise polypropylene
 

**52 07** black PP - ESD
 

**59 00** white PP - food compliant
 

**54 01** grey ecogreen
 

 OTHER COLOURS ON REQUEST


**C**



SOLID side walls



SOLID side walls  
SOLID hole



REINFORCED bottom



**CUSTOMISED MARKING**  
see page 9



**PACKAGING 2**  
Units on 1/2 pallet

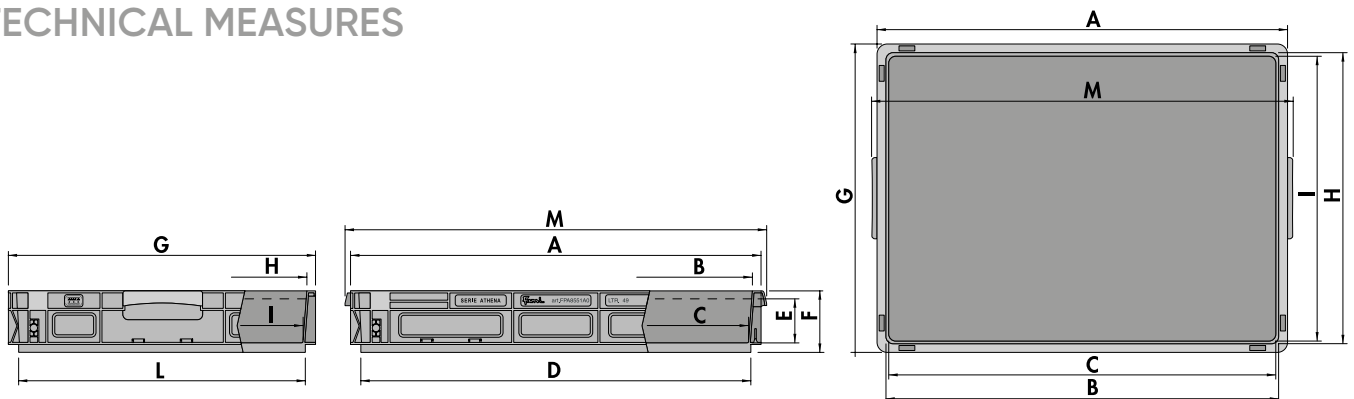


**PACKAGING 3**  
Units on pallet



Volume in litres  
per single unit

## TECHNICAL MEASURES




ART. containers	A	B	C	D	E	F	G	H	I	L	M
FP AT 8612 C 00	804	770	755	764	85	121	605	568	554	563	824
FP AT 8617 C 00	803	769	754	763	135	173	602	568	554	563	818
FP AT 8622 C 00	805	770	755	764	186	222	603	567	554	562	820
FP AT 8632 C 00	804	771	756	764	293	329	603	569	554	563	820
FP AT 8643 C 00	803	770	755	763	392	429	602	568	553	562	817



# ATHENA

## 800x600 mm

### CONTAINER WITH FEET



The containers can be stacked thanks to the 4 feet which enter inside the container below

### PACKAGING 2 - 1/2 PALLET

Single unit H mm	ART.		1/2 pallet dimensions mm			
220 H	FX AT 8612 W 00	51 01	1200x800x1210 H	18	49	
		51 XB				
		52 07				
		54 01				
		59 00				
270 H	FX AT 8617 W 00	51 01	1200x800x1195 H	12	69	
		51 XB				
		52 07				
		54 01				
		59 00				
320 H	FX AT 8622 W 00	51 01	1200x800x1085 H	8	90	
		51 XB				
		52 07				
		54 01				
		59 00				
425 H	FX AT 8632 W 00	51 01	1200x800x1195 H	6	130	
		51 XB				
		52 07				
		54 01				
		59 00				
530 H	FX AT 8643 W 00	51 01	1200x800x1095 H	4	175	
		51 XB				
		52 07				
		54 01				
		59 00				

### PACKAGING 3 - PALLET

Single unit H mm	ART.		Pallet dimensions mm			
220 H	FY AT 8612 W 00	51 01	1200x800x2260 H	38	49	
		51 XB				
		52 07				
		54 01				
		59 00				
270 H	FY AT 8617 W 00	51 01	1200x800x2280 H	26	69	
		51 XB				
		52 07				
		54 01				
		59 00				
320 H	FY AT 8622 W 00	51 01	1200x800x2315 H	20	90	
		51 XB				
		52 07				
		54 01				
		59 00				
425 H	FY AT 8632 W 00	51 01	1200x800x2100 H	12	130	
		51 XB				
		52 07				
		54 01				
		59 00				
530 H	FY AT 8643 W 00	51 01	1200x800x1925 H	8	175	
		51 XB				
		52 07				
		54 01				
		59 00				



CONTAINERS SUPPLIED ASSEMBLED

CONTAINER INCLUDING 1 SET OF 4 FEET  
HEIGHT 100 mm

Material/  
colour range



51 01 grey polypropylene



51 XB turquoise polypropylene



52 07 black PP - ESD



59 00 white PP - food compliant



54 01 grey ecogreen

OTHER COLOURS ON REQUEST

## CONTAINER WITH CROSS BARS



The 2 connection pieces allow the containers to be stacked

### PACKAGING 2 - 1/2 PALLET

Single unit H mm	ART.		1/2 pallet dimensions mm			
245 H	FX AT 8612 X 00		51 01	1200x800x1085 H	8	49
			51 XB			
			52 07			
			54 01			
			59 00			
295 H	FX AT 8617 X 00		51 01	1200x800x1005 H	6	69
			51 XB			
			52 07			
			54 01			
			59 00			
345 H	FX AT 8622 X 00		51 01	1200x800x1155 H	6	90
			51 XB			
			52 07			
			54 01			
			59 00			
450 H	FX AT 8632 X 00		51 01	1200x800x1035 H	4	130
			51 XB			
			52 07			
			54 01			
			59 00			
555 H	FX AT 8643 X 00		51 01	1200x800x1245 H	4	175
			51 XB			
			52 07			
			54 01			
			59 00			

### PACKAGING 3 - PALLET

Single unit H mm	ART.		Pallet dimensions mm			
245 H	FY AT 8612 X 00		51 01	1200x800x2235 H	18	49
			51 XB			
			52 07			
			54 01			
			59 00			
295 H	FY AT 8617 X 00		51 01	1200x800x2125 H	14	69
			51 XB			
			52 07			
			54 01			
			59 00			
345 H	FY AT 8622 X 00		51 01	1200x800x2145 H	12	90
			51 XB			
			52 07			
			54 01			
			59 00			
450 H	FY AT 8632 X 00		51 01	1200x800x2340 H	10	130
			51 XB			
			52 07			
			54 01			
			59 00			
555 H	FY AT 8643 X 00		51 01	1200x800x2325 H	8	175
			51 XB			
			52 07			
			54 01			
			59 00			

CONTAINERS SUPPLIED ASSEMBLED

CONTAINER INCLUDING 1 SET OF 4 FEET  
HEIGHT 125 mm  
AND 1 PAIR OF CROSS BARS

# ATHENA

## 800x600 mm

### CONTAINERS WITH WHEELS



The containers can be stacked thanks to the 4 rubber swivel wheels Ø 100 mm, which enter inside the container below.

### PACKAGING 2 - 1/2 PALLET

Single unit H mm	ART.		1/2 pallet dimensions mm		
245 H	FX AT 8612 Y 00	51 01	1200x800x1120 H	12	49
		51 XB			
		52 07			
		54 01			
		59 00			
295 H	FX AT 8617 Y 00	51 01	1200x800x1220 H	12	69
		51 XB			
		52 07			
		54 01			
		59 00			
345 H	FX AT 8622 Y 00	51 01	1200x800x1110 H	8	90
		51 XB			
		52 07			
		54 01			
		59 00			
450 H	FX AT 8632 Y 00	51 01	1200x800x1210 H	6	130
		51 XB			
		52 07			
		54 01			
		59 00			
555 H	FX AT 8643 Y 00	51 01	1200x800x1120 H	4	175
		51 XB			
		52 07			
		54 01			
		59 00			

### PACKAGING 3 - PALLET

Single unit H mm	ART.		Pallet dimensions mm		
245 H	FY AT 8612 Y 00	51 01	1200x800x2280 H	28	49
		51 XB			
		52 07			
		54 01			
		59 00			
295 H	FY AT 8617 Y 00	51 01	1200x800x2305 H	26	69
		51 XB			
		52 07			
		54 01			
		59 00			
345 H	FY AT 8622 Y 00	51 01	1200x800x2340 H	20	90
		51 XB			
		52 07			
		54 01			
		59 00			
450 H	FY AT 8632 Y 00	51 01	1200x800x2125 H	12	130
		51 XB			
		52 07			
		54 01			
		59 00			
555 H	FY AT 8643 Y 00	51 01	1200x800x1950 H	8	175
		51 XB			
		52 07			
		54 01			
		59 00			

CONTAINERS WITH H 245 mm ARE NOT STACKABLE


CONTAINERS SUPPLIED ASSEMBLED INCLUDING 1 SET OF 4 WHEELS HEIGHT 125 mm

Material/colour range
 

 <b>51 01</b> grey polypropylene	 <b>51 XB</b> turquoise polypropylene	 <b>52 07</b> black PP - ESD	 <b>59 00</b> white PP - food compliant	 <b>54 01</b> grey ecogreen
-------------------------------------	--	---------------------------------	--	--------------------------------

 OTHER COLOURS ON REQUEST

**W**



SOLID side walls



SOLID side walls  
lifting BAR



bottom with FEET

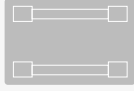
**X**



SOLID side walls



SOLID side walls  
lifting BAR



bottom with  
CROSS-BRACES


**Y**



SOLID side walls



SOLID side walls  
lifting BAR



bottom with WHEELS




**PACKAGING 2**  
Units on 1/2  
pallet



**PACKAGING 3**  
Units on pallet



Volume in litres  
per single unit



**CUSTOMISED  
MARKING**  
see page 9



# ATHENA 800x600 ACCESSORIES




## LID WITH HANDLES

dim. mm	ART.	
800x600	FP AT 86SE 000	51 01
		51 XB
		52 07
		54 01
		59 00

AVAILABLE FROM STOCK

ON REQUEST



## LABEL HOLDER

ART.	dim. mm
F PZ 9751 00 07	215x85

## LABELS (3 x SHEET)

ART.	label dim. mm
F PZ 0940 00 00	210x81



## PACKING SLIP FIXING SPRING

ART.	dim. mm
F PZ 0010 00 99	75x20x20



ATHENA SERIES NOT INCLUDED  
8612



	<b>51 01</b> grey polypropylene	<b>51 XB</b> turquoise polypropylene	<b>52 07</b> black PP - ESD	<b>59 00</b> white PP - food compliant	<b>54 01</b> grey ecogreen	

**STANDARD RUBBER SWIVEL WHEEL WITH BRAKE**



ART.	Ø mm	C mm	
C RG DAC11 100	100	128	
C RG DAC12 125	125	155	

**STANDARD RUBBER FIXED WHEEL**



ART.	Ø mm	C mm	
C RG BAC11 100	100	128	
C RG BAC12 125	125	155	

**STANDARD RUBBER SWIVEL WHEEL WITHOUT BRAKE**



ART.	Ø mm	C mm	
C RG BAC11 100	100	128	
C RG BAC12 125	125	155	

Set of 16 screws for fixing the wheels to the box.  
**ART. F PZ 8800 00 00**



**NYLON SWIVEL WITH BRAKE**



ART.	Ø mm	C mm	
C RN DAD10 100	100	128	
C RN DAD11 125	125	155	

**NYLON FIXED WHEEL**



ART.	Ø mm	C mm	
C RN BAD10 100	100	128	
C RN BAD11 125	125	155	

**NON-MARKING RUBBER SWIVEL WHEEL WITH BRAKE**



ART.	Ø mm	C mm	
C RG DPH22 125	125	155	

**NON-MARKING RUBBER FIXED WHEEL**



ART.	Ø mm	C mm	
C RG BPH22 125	125	155	



**SET OF 4 FEET**

ART.	dim. mm	
F PZ 8751 00 __	105x85x112 H	

Supplied complete with screws



**SET OF 4 FEET**

ART.	dim. mm	
F PZ 8752 00 07	105x85x112 H	

Supplied complete with screws



**SET OF 2 CROSS BARS**

ART.	dim. mm	
F PZ 8351 00 __	800x132x29 H	



**SET OF 2 CROSS BARS**

ART.	dim. mm	
F PZ 8352 00 07	800x132x29 H	

 Material/  
colour range

 PP  
01 grey polypropylene

 PP  
XB turquoise polypropylene

 PP  
07 black PP - ESD



art. 6422- LTR. 40

# A THENA LIGHT

The Athena Light series boxes have been designed and built for the most up-to-date storage and handling techniques concerning a wide variety of materials. Lightweight and handy, they are available in grey or turquoise polypropylene, in the food-safe and conductive versions. Unlike the Athena series, they are available with larger holes that allow for better ventilation and product visibility.

# HANDLES



lifting hole



lifting bar



# SIDE WALLS

solid side walls



perforated side walls




# BOTTOM

solid bottom



perforated bottom



# SOLUTIONS

**A**



SOLID side walls



SOLID side walls  
lifting BAR



SOLID bottom

**B**



SOLID side walls



SOLID side walls  
lifting HOLE



SOLID bottom

**S**



PERFORATED  
side walls



PERFORATED side walls  
lifting HOLE



PERFORATED  
bottom

# RAW MATERIAL



**51 01**

grey  
polypropylene



**51 XB**

turquoise  
polypropylene



**52 07**

black  
PP - ESD



**54 01**

grey  
ecogreen



**59 00**

white  
PP - food compliant

# CODING Athena Light

0 = no marking  
1 = marking with moulding insert  
3 = hot marking

walls and bottoms configuration			material	colour
FP	AL	<b>6422</b>	A	0 0 51 01

series container

height

depth

width

0 = no barcode  
1 = long sides barcode pair  
2 = short sides barcode pair  
3 = long/short sides barcode pair

# ATHENA LIGHT 600x400 mm



## PACKAGING 1 - CARTON

Single unit H mm	ART.	Material	Carton dimensions mm		
220 H	FWAL 6422 A 00	51 01	425x620x670 H	3	40
		51 XB			
		52 07			
		54 01			
		59 00			
220 H	FWAL 6422 B 00	51 01	425x620x670 H	3	40
		51 XB			
		52 07			
		-			
		59 00			
220 H	FWAL 6422 S 00	51 01	425x620x670 H	3	40
		51 XB			
		52 07			
		-			
		59 00			


## PACKAGING 2 - 1/2 PALLET

Single unit H mm	ART.	Material	1/2 pallet dimensions mm		
220 H	FX AL 6422 A 00	51 01	1200x800x1190 H	20	40
		51 XB			
		52 07			
		54 01			
		59 00			
220 H	FX AL 6422 B 00	51 01	1200x800x1190 H	20	40
		51 XB			
		52 07			
		-			
		59 00			
220 H	FX AL 6422 S 00	51 01	1200x800x1190 H	20	40
		51 XB			
		52 07			
		-			
		59 00			

Material/colour range
 







51 01	grey polypropylene
51 XB	turquoise polypropylene
52 07	black PP - ESD
59 00	white PP - food compliant
54 01	grey ecogreen

 OTHER COLOURS ON REQUEST

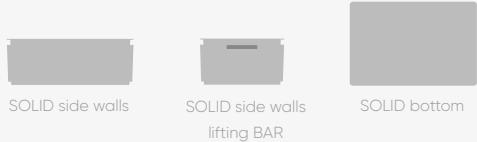


LARGER HOLES ALLOWING FOR BETTER VENTILATION AND PRODUCT VISIBILITY

## PACKAGING 3 - PALLET

Single unit H mm	ART.		Pallet dimensions mm			
220 H	FY AL 6422 A 00		1200x800x2200 H	40	40	
						51 01
						51 XB
						52 07
						54 01
220 H	FY AL 6422 B 00		1200x800x2200 H	40	40	
						51 01
						51 XB
						52 07
						-
220 H	FY AL 6422 S 00		1200x800x2200 H	40	40	
						51 01
						51 XB
						52 07
						-
					59 00	


**A**



SOLID side walls    SOLID side walls lifting BAR    SOLID bottom

---


**B**



SOLID side walls    SOLID side walls lifting HOLE    SOLID bottom


---

**S**




PERFORATED side walls    PERFORATED side walls lifting HOLE    PERFORATED bottom


---




**PACKAGING 1**  
Quantity per carton



**PACKAGING 2**  
Units on 1/2 pallet



**PACKAGING 3**  
Units on pallet

 Volume in litres per single unit



**CONTAINER TROLLEYS**  
see page 231




**CUSTOMISED MARKING**  
see page 9

■ AVAILABLE FROM STOCK

■ ON REQUEST

# ATHENA LIGHT 600x400 ACCESSORIES



## POLYSTYRENE "COMB-TYPE" SLOTTED DIVIDERS



ART.	dim. mm	pitch slots mm	
<b>F HN 1420 00 01</b>	355x45	20	
<b>F HN 1620 00 01</b>	555x45	20	
<b>F HN 1440 00 01</b>	355x70	20	
<b>F HN 1640 00 01</b>	555x70	20	
<b>F HN 1450 00 01</b>	355x90	20	
<b>F HN 1650 00 01</b>	555x90	20	
<b>F HN 1460 00 01</b>	355x120	20	
<b>F HN 1660 00 01</b>	555x120	20	
<b>F HN 1470 00 01</b>	355x180	20	
<b>F HN 1670 00 01</b>	555x180	20	



## POLYSTYRENE MIDDLE SHELF




ART.	dim. mm	
<b>F HN 5140 00 01</b>	555x355	



## ESD MIDDLE SHELF



ART.	dim. mm	
<b>F HP 5140 00 07</b>	555x355	



## ESD "COMB-TYPE" SLOTTED DIVIDERS



ART.	dim. mm	pitch slots mm	
<b>F HP 1420 00 07</b>	355x45	20	
<b>F HP 1620 00 07</b>	555x45	20	
<b>F HP 1440 00 07</b>	355x70	20	
<b>F HP 1640 00 07</b>	555x70	20	
<b>F HP 1450 00 07</b>	355x90	20	
<b>F HP 1650 00 07</b>	555x90	20	
<b>F HP 1460 00 07</b>	355x120	20	
<b>F HP 1660 00 07</b>	555x120	20	
<b>F HP 1470 00 07</b>	355x180	20	
<b>F HP 1670 00 07</b>	555x180	20	



01

grey  
polypropylene



07

black  
PP - ESD



### HINGED LID

dim. mm	ART.	
600x400	FP AT 64HG 000	51 01
		51 XB
		52 07
		54 01
		59 00



### LID WITH HANDLES

dim. mm	ART.	
600x400	FP AT 64SE 000	51 01
		51 XB
		52 07
		54 01
		59 00



closure with lead seal

### CLOSING HOOKS


ART.
F PZ 0681 00 13

Pair of sliding hooks suitable for hinged lids for containers series Athena



### PACKING SLIP FIXING SPRING

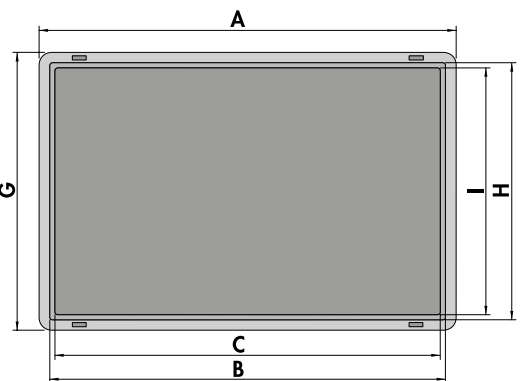
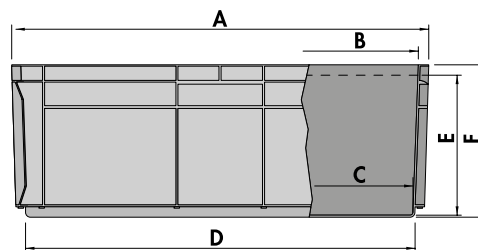
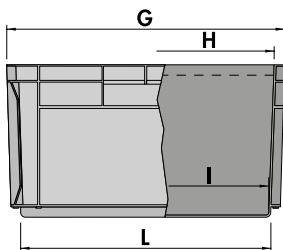
ART.	dim. mm
F PZ 0010 00 99	75x20x20



### LABELS

ART.	label dim. mm	number of labels per sheet
F PL 9140 00 00	189x82	3

## TECHNICAL MEASURES



ART. containers	A	B	C	D	E	F	G	H	I	L
FP AL 6422 A 00	601	568	554	560	200	220	401	367	355	361
FP AL 6422 B 00	601	569	555	560	200	220	400	368	354	360
FP AL 6422 S 00	600	568	554	559	198	220	400	367	354	360

■ AVAILABLE FROM STOCK

■ ON REQUEST



# PROXIMA

PROXIMA is the perfect stacking container for indoor use in factories - both for manual applications and in mini-load and mini-shuttle systems. PROXIMA is also used as a logistic transfer packaging unit, suitable for use with a pallet top cover, and also with a separate cover, hinged, with one or two flaps.

Single-use seals with barcodes integrated in the stacking container outline ensure maximum safety in transporting materials for the handling of which a higher level of security is required. The special mould configuration allows three types of bottom to be obtained: smooth, reinforced and sandwich, with load capacities up to 75 kg and a degree of bottom flexibility suitable for the most advanced automatic stored goods picking systems.

# HANDLES

lifting HOLE



lifting BAR



# SIDE WALLS

long side walls




# BOTTOM

SMOOTH bottom



REINFORCED bottom




Reinforced bottom with 45° ribbed perimeterband and 90° ribbed central part for bending compensation



# MARKING

IML (In-Mold Labeling) long or short side



MINIMUM 2.000 STACKING CONTAINERS




Long side marking area moulding insert in mould



# BARCODE/RFID

Fixing areas of barcode / RFID



Gripping notch on the short side of stacked bins



# RAW MATERIAL



51 01

grey polypropylene



5A 01

grey regenerated



51 XB

turquoise polypropylene



52 07

black PP - ESD

# CODING Proxima

0 = no marking  
1 = marking with moulding insert  
2 = IML marking  
3 = hot marking

walls and bottoms configuration

material

colour

FP	PX	6412	A	0	0	51	01
----	----	------	---	---	---	----	----

series container

height

depth

width

0 = no barcode  
1 = long sides barcode pair  
2 = short sides barcode pair  
3 = long/short sides barcode pair

Washing water drainage holes

SMOOTH BOTTOM (20 kg - 23°C)




Structural reinforcements for load transfer in case of stacking

Structural reinforcements for load transfer in case of stacking

REINFORCED BOTTOM (DEFLECTION < 5 mm - 50 kg - 23°C)

Washing water drainage holes



Structural reinforcements for load transfer in case of stacking

Structural reinforcements for load transfer in case of stacking

**ON REQUEST**  
SPECIAL  
APPLICATIONS


**FAMILOG**  
INNOVATION & INTEGRATION

REQUEST THE BROCHURE  
[project@familog.it](mailto:project@familog.it)

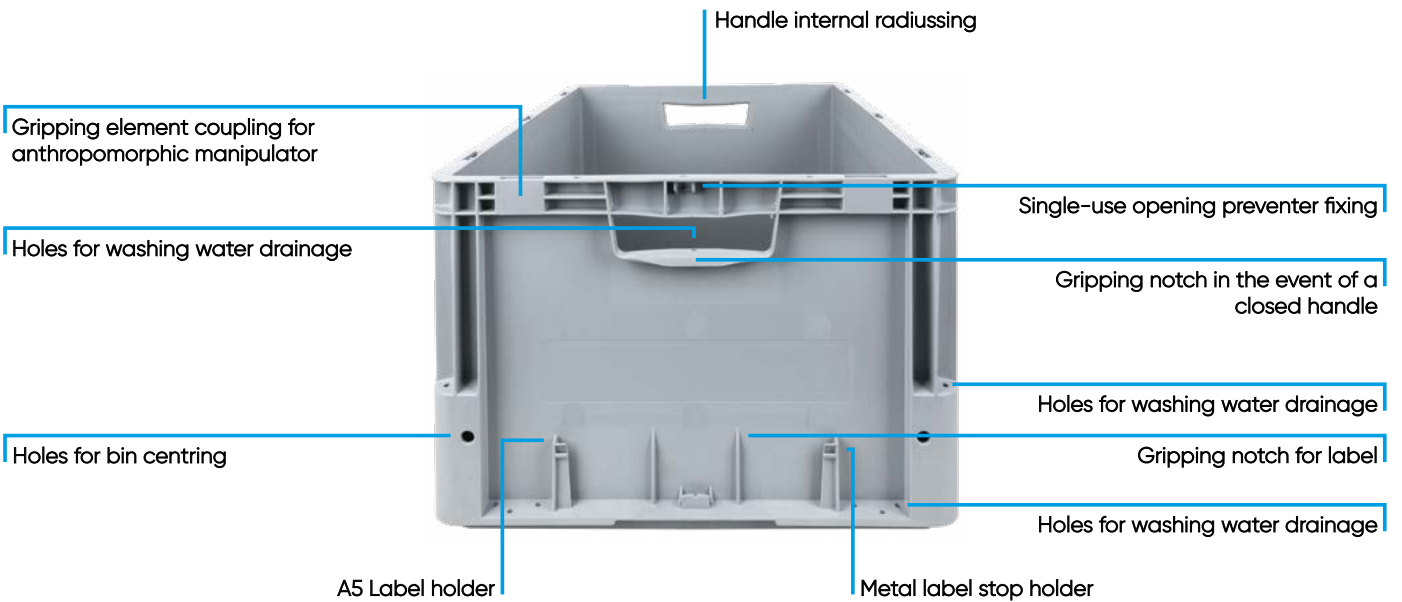
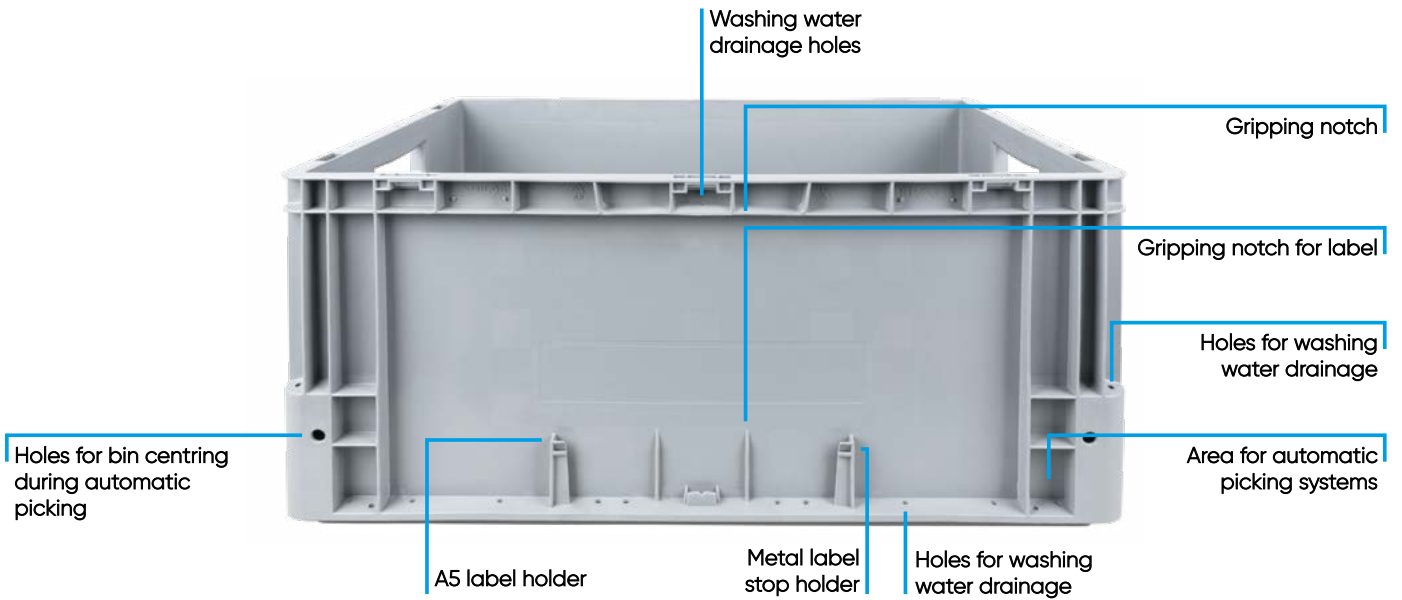
SANDWICH BOTTOM (DEFLECTION < 5 mm - 75 kg - 23°C)



REINFORCED BOTTOM (DEFLECTION < 5 mm - 50 kg - 23°C)



sprinkler drainage holes  
holes for inserting stiffening separators




**ON REQUEST**  
SPECIAL  
APPLICATIONS


**FAMILOG**  
INNOVATION & INTEGRATION

REQUEST THE BROCHURE  
[project@familog.it](mailto:project@familog.it)

Area for automatic picking  
with suction cup systems




Fixing areas of  
barcode / RFID



holes for  
separator  
positioning

holes for sprinkler  
drainage



holes for  
separator  
positioning

holes for sprinkler  
drainage

# PROXIMA

## 200x150 mm



AVAILABLE  
FROM WINTER  
**2018**

### PACKAGING 1 - CARTON

Single unit H mm	ART.		Carton dimensions mm						
120 H	FW PX 2112 A 00	<table border="1"> <tr><td>51 01</td></tr> <tr><td>5A 01</td></tr> <tr><td>52 07</td></tr> <tr><td>51 XB</td></tr> </table>	51 01	5A 01	52 07	51 XB	425x620x670 H	40	1,9
51 01									
5A 01									
52 07									
51 XB									

### PACKAGING 2 - 1/2 PALLET

Single unit H mm	ART.		1/2 pallet dimensions mm						
120 H	FX PX 2112 A 00	<table border="1"> <tr><td>51 01</td></tr> <tr><td>5A 01</td></tr> <tr><td>52 07</td></tr> <tr><td>51 XB</td></tr> </table>	51 01	5A 01	52 07	51 XB	1200x800x1215 H	320	1,9
51 01									
5A 01									
52 07									
51 XB									

### PACKAGING 3 - PALLET

Single unit H mm	ART.		Pallet dimensions mm						
120 H	FY PX 2112 A 00	<table border="1"> <tr><td>51 01</td></tr> <tr><td>5A 01</td></tr> <tr><td>52 07</td></tr> <tr><td>51 XB</td></tr> </table>	51 01	5A 01	52 07	51 XB	1200x800x2265 H	640	1,9
51 01									
5A 01									
52 07									
51 XB									

### LIDS



#### LID

ART.		dim. mm				
FP PX 21SE 000	<table border="1"> <tr><td>51 01</td></tr> <tr><td>5A 01</td></tr> <tr><td>52 07</td></tr> <tr><td>51 XB</td></tr> </table>	51 01	5A 01	52 07	51 XB	200x150
51 01						
5A 01						
52 07						
51 XB						




#### HINGED LID

ART.		dim. mm				
FP PX 21HG 000	<table border="1"> <tr><td>51 01</td></tr> <tr><td>5A 01</td></tr> <tr><td>52 07</td></tr> <tr><td>51 XB</td></tr> </table>	51 01	5A 01	52 07	51 XB	200x150
51 01						
5A 01						
52 07						
51 XB						



**A**



SOLID side walls



SOLID side walls  
Lifting BAR



SMOOTH  
bottom



**PACKAGING 1**  
Quantity per  
carton




**PACKAGING 2**  
Units on 1/2 pallet



**PACKAGING 3**  
Units on pallet




Volume in litres  
per single unit



**CUSTOMISED  
MARKING**  
see page 9 / 65









# PROXIMA

## 300x200 mm











AVAILABLE  
FROM WINTER  
2018

### PACKAGING 1 - CARTON

Single unit H mm	ART.		Carton dimensions mm		
120 H	FW PX 3212 A 00		425x620x670 H	20	3,5
		51 01			
		5A 01			
		52 07			
		51 XB			
170 H	FW PX 3217 A 00		425x620x670 H	16	6
		51 01			
		5A 01			
		52 07			
		51 XB			
170 H	FW PX 3217 B 00		425x620x670 H	16	6
		51 01			
		5A 01			
		52 07			
		51 XB			
220 H	FW PX 3222 A 00		425x620x670 H	12	8
		51 01			
		5A 01			
		52 07			
		51 XB			
220 H	FW PX 3222 B 00		425x620x670 H	12	8
		51 01			
		5A 01			
		52 07			
		51 XB			

### PACKAGING 2 - 1/2 PALLET

Single unit H mm	ART.		1/2 pallet dimensions mm		
120 H	FX PX 3212 A 00		1200x800x1215 H	160	3,5
		51 01			
		5A 01			
		52 07			
		51 XB			
170 H	FX PX 3217 A 00		1200x800x1095 H	96	6
		51 01			
		5A 01			
		52 07			
		51 XB			
170 H	FX PX 3217 B 00		1200x800x1095 H	96	6
		51 01			
		5A 01			
		52 07			
		51 XB			
220 H	FX PX 3222 A 00		1200x800x1190 H	80	8
		51 01			
		5A 01			
		52 07			
		51 XB			
220 H	FX PX 3222 B 00		1200x800x1190 H	80	8
		51 01			
		5A 01			
		52 07			
		51 XB			

 Material/  
colour range

PP

51 01 grey polypropylene



5A 01 grey regenerated



52 07 black PP - ESD

PP

51 XB turquoise polypropylene

 OTHER COLOURS  
ON REQUEST

**A**



SOLID side walls



SOLID side walls  
Lifting BAR



SMOOTH  
bottom

**B**



SOLID side walls



SOLID side walls  
Lifting HOLE



SMOOTH  
bottom



**PACKAGING 1**  
Quantity per  
carton




**PACKAGING 2**  
Units on ½ pallet



**PACKAGING 3**  
Units on pallet



Volume in litres  
per single unit



**CUSTOMISED  
MARKING**  
see page 9 / 65

## PACKAGING 3 - PALLET

Single unit H mm	ART.		Pallet dimensions mm		
120 H	FY PX 3212 A 00	51 01	1200x800x2240 H	320	3,5
		5A 01			
		52 07			
		51 XB			
170 H	FY PX 3217 A 00	51 01	1200x800x2150 H	208	6
		5A 01			
		52 07			
		51 XB			
170 H	FY PX 3217 B 00	51 01	1200x800x2150 H	208	6
		5A 01			
		52 07			
		51 XB			
220 H	FY PX 3222 A 00	51 01	1200x800x2200 H	160	8
		5A 01			
		52 07			
		51 XB			
220 H	FY PX 3222 B 00	51 01	1200x800x2200 H	160	8
		5A 01			
		52 07			
		51 XB			

## LIDS



**LID**

ART.		dim. mm
FP PX 32SE 000	51 01	300x200
	5A 01	
	52 07	
	51 XB	



**HINGED LID**

ART.		dim. mm
FP PX 32HG 000	51 01	300x200
	5A 01	
	52 07	
	51 XB	






**HINGED TWO-PARTS LID**




ART.		dim. mm
FP PX 32CR 000	51 01	300x200
	5A 01	
	52 07	
	51 XB	


AVAILABLE  
FROM WINTER  
2018


## PACKAGING 1 - CARTON

Single unit H mm	ART.	 Carton dimensions mm			
75 H	FW PX 4308 A 00	425x620x670 H	20	6,5	51 01
					5A 01
					52 07
					51 XB
75 H	FW PX 4308 C 00	425x620x670 H	20	5	51 01
					5A 01
					52 07
					51 XB
120 H	FW PX 4312 A 00	425x620x670 H	12	10	51 01
					5A 01
					52 07
					51 XB
120 H	FW PX 4312 C 00	425x620x670 H	12	8,5	51 01
					5A 01
					52 07
					51 XB
170 H	FW PX 4317 A 00	425x620x670 H	8	15	51 01
					5A 01
					52 07
					51 XB
170 H	FW PX 4317 B 00	425x620x670 H	8	15	51 01
					5A 01
					52 07
					51 XB
170 H	FW PX 4317 C 00	425x620x670 H	8	13,5	51 01
					5A 01
					52 07
					51 XB
170 H	FW PX 4317 D 00	425x620x670 H	8	13,5	51 01
					5A 01
					52 07
					51 XB

## PACKAGING 2 - 1/2 PALLET

Single unit H mm	ART.	 1/2 pallet dimensions mm			
75 H	FX PX 4308 A 00	1200x800x1060 H	112	6,5	51 01
					5A 01
					52 07
					51 XB
75 H	FX PX 4308 C 00	1200x800x1060 H	112	5	51 01
					5A 01
					52 07
					51 XB
120 H	FX PX 4312 A 00	1200x800x1215 H	80	10	51 01
					5A 01
					52 07
					51 XB
120 H	FX PX 4312 C 00	1200x800x1215 H	80	8,5	51 01
					5A 01
					52 07
					51 XB
170 H	FX PX 4317 A 00	1200x800x1095 H	48	15	51 01
					5A 01
					52 07
					51 XB
170 H	FX PX 4317 B 00	1200x800x1095 H	48	15	51 01
					5A 01
					52 07
					51 XB
170 H	FX PX 4317 C 00	1200x800x1095 H	48	13,5	51 01
					5A 01
					52 07
					51 XB
170 H	FX PX 4317 D 00	1200x800x1095 H	48	13,5	51 01
					5A 01
					52 07
					51 XB


 Material/colour range: 51 01 grey polypropylene, 5A 01 grey regenerated, 52 07 black PP - ESD, 51 XB turquoise polypropylene. OTHER COLOURS ON REQUEST.



## PACKAGING 3 - PALLET

Single unit H mm	ART.		Pallet dimensions mm		
75 H	FY PX 4308 A 00	51 01	1200x800x1960 H	240	6,5
		5A 01			
		52 07			
		51 XB			
75 H	FY PX 4308 C 00	51 01	1200x800x1960 H	240	5
		5A 01			
		52 07			
		51 XB			
120 H	FY PX 4312 A 00	51 01	1200x800x2230 H	160	10
		5A 01			
		52 07			
		51 XB			
120 H	FY PX 4312 C 00	51 01	1200x800x2230 H	160	8,5
		5A 01			
		52 07			
		51 XB			
170 H	FY PX 4317 A 00	51 01	1200x800x2150 H	104	15
		5A 01			
		52 07			
		51 XB			
170 H	FY PX 4317 B 00	51 01	1200x800x2150 H	104	15
		5A 01			
		52 07			
		51 XB			
170 H	FY PX 4317 C 00	51 01	1200x800x2150 H	104	13,5
		5A 01			
		52 07			
		51 XB			
170 H	FY PX 4317 D 00	51 01	1200x800x2150 H	104	13,5
		5A 01			
		52 07			
		51 XB			

**A**

SOLID side walls    SOLID side wall lifting BAR    SMOOTH bottom

---

**B**

SOLID side walls    SOLID side wall lifting HOLE    SMOOTH bottom

---

**C**

SOLID side walls    SOLID side wall lifting BAR    REINFORCED bottom

---

**D**

SOLID side walls    SOLID side wall lifting HOLE    REINFORCED bottom

---

**PACKAGING 1**  
Quantity per carton

**PACKAGING 2**  
Units on 1/2 pallet

**PACKAGING 3**  
Units on pallet







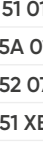




Volume in litres per single unit

**CUSTOMISED MARKING**  
see page 9 / 65











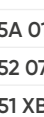
# PROXIMA

## 400x300 mm

### PACKAGING 1 - CARTON

Single unit H mm	ART.		Carton dimensions mm			
220 H	FW PX 4322 A 00		425x620x670 H	6	19	
						51 01
						5A 01
						52 07
220 H	FW PX 4322 B 00		425x620x670 H	6	19	
						51 01
						5A 01
						52 07
220 H	FW PX 4322 C 00		425x620x670 H	6	17,5	
						51 01
						5A 01
						52 07
220 H	FW PX 4322 D 00		425x620x670 H	6	17,5	
						51 01
						5A 01
						52 07
280 H	FW PX 4328 A 00		425x620x670 H	4	25	
						51 01
						5A 01
						52 07
280 H	FW PX 4328 B 00		425x620x670 H	4	25	
						51 01
						5A 01
						52 07
280 H	FW PX 4328 C 00		425x620x670 H	4	23,5	
						51 01
						5A 01
						52 07
280 H	FW PX 4328 D 00		425x620x670 H	4	23,5	
						51 01
						5A 01
						52 07



### PACKAGING 2 - 1/2 PALLET

Single unit H mm	ART.		1/2 pallet dimensions mm			
220 H	FX PX 4322 A 00		1200x800x1190 H	40	19	
						51 01
						5A 01
						52 07
220 H	FX PX 4322 B 00		1200x800x1190 H	40	19	
						51 01
						5A 01
						52 07
220 H	FX PX 4322 C 00		1200x800x1190 H	40	17,5	
						51 01
						5A 01
						52 07
220 H	FX PX 4322 D 00		1200x800x1190 H	40	17,5	
						51 01
						5A 01
						52 07
280 H	FX PX 4328 A 00		1200x800x1225 H	32	25	
						51 01
						5A 01
						52 07
280 H	FX PX 4328 B 00		1200x800x1225 H	32	25	
						51 01
						5A 01
						52 07
280 H	FX PX 4328 C 00		1200x800x1225 H	32	23,5	
						51 01
						5A 01
						52 07
280 H	FX PX 4328 D 00		1200x800x1225 H	32	23,5	
						51 01
						5A 01
						52 07

LIDS



LID

ART.		dim. mm
FP PX 43SE 000		51 01
		5A 01
		52 07
		51 XB

 Material/ colour range



51 01 grey polypropylene



5A 01 grey regenerated



52 07 black PP - ESD



51 XB turquoise polypropylene

 OTHER COLOURS ON REQUEST

## PACKAGING 3 - PALLET

Single unit H mm	ART.		Pallet dimensions mm		
220 H	FY PX 4322 A 00	51 01	1200x800x2200 H	80	19
		5A 01			
		52 07			
		51 XB			
220 H	FY PX 4322 B 00	51 01	1200x800x2200 H	80	19
		5A 01			
		52 07			
		51 XB			
220 H	FY PX 4322 C 00	51 01	1200x800x2200 H	80	17,5
		5A 01			
		52 07			
		51 XB			
220 H	FY PX 4322 D 00	51 01	1200x800x2200 H	80	17,5
		5A 01			
		52 07			
		51 XB			
280 H	FY PX 4328 A 00	51 01	1200x800x2270 H	64	25
		5A 01			
		52 07			
		51 XB			
280 H	FY PX 4328 B 00	51 01	1200x800x2270 H	64	25
		5A 01			
		52 07			
		51 XB			
280 H	FY PX 4328 C 00	51 01	1200x800x2270 H	64	23,5
		5A 01			
		52 07			
		51 XB			
280 H	FY PX 4328 D 00	51 01	1200x800x2270 H	64	23,5
		5A 01			
		52 07			
		51 XB			

**A**

SOLID side walls    SOLID side wall lifting BAR    SMOOTH bottom

---

**B**

SOLID side walls    SOLID side wall lifting HOLE    SMOOTH bottom

---

**C**

SOLID side walls    SOLID side wall lifting BAR    REINFORCED bottom

---

**D**

SOLID side walls    SOLID side wall lifting HOLE    REINFORCED bottom

---

**PACKAGING 1**  
Quantity per carton

**PACKAGING 2**  
Units on 1/2 pallet

**PACKAGING 3**  
Units on pallet

Volume in litres per single unit

**CUSTOMISED MARKING**  
see page 9 / 65



### HINGED LID

ART.		dim. mm
FP PX 43HG 000	51 01	400x300
	5A 01	
	52 07	
	51 XB	

AVAILABLE FROM STOCK FROM WINTER 2018

ON REQUEST FROM WINTER 2018




### HINGED TWO-PARTS LID

ART.		dim. mm
FP PX 43CR 000	51 01	400x300
	5A 01	
	52 07	
	51 XB	




# PROXIMA

## 600x400 mm








AVAILABLE FROM  
SPRING  
2018


### PACKAGING 1 - CARTON

Single unit H mm	ART.	 Carton dimensions mm			
75 H	FW PX 6408 A 00	425x620x670 H	10	13	51 01
					5A 01
					52 07
					51 XB
75 H	FW PX 6408 C 00	425x620x670 H	10	9,5	51 01
					5A 01
					52 07
					51 XB
120 H	FW PX 6412 A 00	425x620x670 H	6	21	51 01
					5A 01
					52 07
					51 XB
120 H	FW PX 6412 C 00	425x620x670 H	6	18	51 01
					5A 01
					52 07
					51 XB
170 H	FW PX 6417 A 00	425x620x670 H	4	31	51 01
					5A 01
					52 07
					51 XB
170 H	FW PX 6417 B 00	425x620x670 H	4	31	51 01
					5A 01
					52 07
					51 XB

### PACKAGING 2 - 1/2 PALLET


Single unit H mm	ART.	 1/2 pallet dimensions mm			
75 H	FX PX 6408 A 00	1200x800x1060 H	60	13	51 01
					5A 01
					52 07
					51 XB
75 H	FX PX 6408 C 00	1200x800x1060 H	60	9,5	51 01
					5A 01
					52 07
					51 XB
120 H	FX PX 6412 A 00	1200x800x1215 H	40	21	51 01
					5A 01
					52 07
					51 XB
120 H	FX PX 6412 C 00	1200x800x1215 H	40	18	51 01
					5A 01
					52 07
					51 XB
170 H	FX PX 6417 A 00	1200x800x1095 H	24	31	51 01
					5A 01
					52 07
					51 XB
170 H	FX PX 6417 B 00	1200x800x1095 H	24	31	51 01
					5A 01
					52 07
					51 XB


 Material/colour range
 
 PP
 

 51 01 grey polypropylene
 

 5A 01 grey regenerated
 

 52 07 black PP - ESD
 

 51 XB turquoise polypropylene
 

 OTHER COLOURS ON REQUEST



## PACKAGING 3 - PALLET

Single unit H mm	ART.		Pallet dimensions mm			
75 H	FY PX 6408 A 00	51 01	1200x800x1970 H	120	13	
		5A 01				
		52 07				
		51 XB				
75 H	FY PX 6408 C 00	51 01	1200x800x1970 H	120	9,5	
		5A 01				
		52 07				
		51 XB				
120 H	FY PX 6412 A 00	51 01	1200x800x2240 H	80	21	
		5A 01				
		52 07				
		51 XB				
120 H	FY PX 6412 C 00	51 01	1200x800x2240 H	80	18	
		5A 01				
		52 07				
		51 XB				
170 H	FY PX 6417 A 00	51 01	1200x800x2330 H	56	31	
		5A 01				
		52 07				
		51 XB				
170 H	FY PX 6417 B 00	51 01	1200x800x2330 H	56	31	
		5A 01				
		52 07				
		51 XB				

**A**

SOLID side walls      SOLID side wall lifting BAR      SMOOTH bottom

---

**B**

SOLID side walls      SOLID side wall lifting HOLE      SMOOTH bottom

---

**C**

SOLID side walls      SOLID side wall lifting BAR      REINFORCED bottom

**PACKAGING 1**  
Quantity per carton




**PACKAGING 2**  
Units on 1/2 pallet

**PACKAGING 3**  
Units on pallet




Volume in litres per single unit


**CUSTOMISED MARKING**  
see page 9 / 65


## PACKAGING 1 - CARTON

Single unit H mm	ART.		Carton dimensions mm		
170 H	FW PX 6417 C 00	51 01	425x620x670 H	4	28
		5A 01			
		52 07			
		51 XB			
170 H	FW PX 6417 D 00	51 01	425x620x670 H	4	28
		5A 01			
		52 07			
		51 XB			
220 H	FW PX 6422 A 00	51 01	425x620x670 H	3	41
		5A 01			
		52 07			
		51 XB			
220 H	FW PX 6422 B 00	51 01	425x620x670 H	3	41
		5A 01			
		52 07			
		51 XB			
220 H	FW PX 6422 C 00	51 01	425x620x670 H	3	38
		5A 01			
		52 07			
		51 XB			
220 H	FW PX 6422 D 00	51 01	425x620x670 H	3	38
		5A 01			
		52 07			
		51 XB			
280 H	FW PX 6428 A 00	51 01	425x620x670 H	2	54
		5A 01			
		52 07			
		51 XB			
280 H	FW PX 6428 B 00	51 01	425x620x670 H	2	54
		5A 01			
		52 07			
		51 XB			
280 H	FW PX 6428 C 00	51 01	425x620x670 H	2	51
		5A 01			
		52 07			
		51 XB			
280 H	FW PX 6428 D 00	51 01	425x620x670 H	2	51
		5A 01			
		52 07			
		51 XB			

## PACKAGING 2 - 1/2 PALLET


Single unit H mm	ART.		1/2 pallet dimensions mm		
170 H	FX PX 6417 C 00	51 01	1200x800x1095 H	24	28
		5A 01			
		52 07			
		51 XB			
170 H	FX PX 6417 D 00	51 01	1200x800x1095 H	24	28
		5A 01			
		52 07			
		51 XB			
220 H	FX PX 6422 A 00	51 01	1200x800x1190 H	20	41
		5A 01			
		52 07			
		51 XB			
220 H	FX PX 6422 B 00	51 01	1200x800x1190 H	20	41
		5A 01			
		52 07			
		51 XB			
220 H	FX PX 6422 C 00	51 01	1200x800x1190 H	20	38
		5A 01			
		52 07			
		51 XB			
220 H	FX PX 6422 D 00	51 01	1200x800x1190 H	20	38
		5A 01			
		52 07			
		51 XB			
280 H	FX PX 6428 A 00	51 01	1200x800x1225 H	16	54
		5A 01			
		52 07			
		51 XB			
280 H	FX PX 6428 B 00	51 01	1200x800x1225 H	16	54
		5A 01			
		52 07			
		51 XB			
280 H	FX PX 6428 C 00	51 01	1200x800x1225 H	16	51
		5A 01			
		52 07			
		51 XB			
280 H	FX PX 6428 D 00	51 01	1200x800x1225 H	16	51
		5A 01			
		52 07			
		51 XB			

 Material/colour range
 
 **51 01** grey polypropylene
 

 **5A 01** grey regenerated
 

 **52 07** black PP - ESD
 

 **51 XB** turquoise polypropylene
 

 OTHER COLOURS ON REQUEST

## PACKAGING 3 - PALLET

Single unit H mm	ART.		Pallet dimensions mm			
170 H	FY PX 6417 C 00	51 01	1200x800x2330 H	56	28	
		5A 01				
		52 07				
		51 XB				
170 H	FY PX 6417 D 00	51 01	1200x800x2330 H	56	28	
		5A 01				
		52 07				
		51 XB				
220 H	FY PX 6422 A 00	51 01	1200x800x2200 H	40	41	
		5A 01				
		52 07				
		51 XB				
220 H	FY PX 6422 B 00	51 01	1200x800x2200 H	40	41	
		5A 01				
		52 07				
		51 XB				
220 H	FY PX 6422 C 00	51 01	1200x800x2200 H	40	38	
		5A 01				
		52 07				
		51 XB				
220 H	FY PX 6422 D 00	51 01	1200x800x2200 H	40	38	
		5A 01				
		52 07				
		51 XB				
280 H	FY PX 6428 A 00	51 01	1200x800x2270 H	32	54	
		5A 01				
		52 07				
		51 XB				
280 H	FY PX 6428 B 00	51 01	1200x800x2270 H	32	54	
		5A 01				
		52 07				
		51 XB				
280 H	FY PX 6428 C 00	51 01	1200x800x2270 H	32	51	
		5A 01				
		52 07				
		51 XB				
280 H	FY PX 6428 D 00	51 01	1200x800x2270 H	32	51	
		5A 01				
		52 07				
		51 XB				

**A**

SOLID side walls    SOLID side wall lifting BAR    SMOOTH bottom

---

**B**

SOLID side walls    SOLID side wall lifting HOLE    SMOOTH bottom

---

**C**

SOLID side walls    SOLID side wall lifting BAR    REINFORCED bottom

---

**D**

SOLID side walls    SOLID side wall lifting HOLE    REINFORCED bottom

---

**PACKAGING 1**  
Quantity per carton

**PACKAGING 2**  
Units on 1/2 pallet

**PACKAGING 3**  
Units on pallet

Volume in litres per single unit

**CUSTOMISED MARKING**  
see page 9 / 65

**TROLLEY**  
FOR CONTAINERS  
see page 231

AVAILABLE FROM STOCK FROM SPRING 2018

ON REQUEST FROM SPRING 2018

79

# PROXIMA

## 600x400 mm

### PACKAGING 1 - CARTON

Single unit H mm	ART.	Carton dimensions mm		
320 H	FW PX 6432 A 00	51 01	425x620x670 H	2 62
		5A 01		
		52 07		
		51 XB		
320 H	FW PX 6432 B 00	51 01	425x620x670 H	2 62
		5A 01		
		52 07		
		51 XB		
320 H	FW PX 6432 C 00	51 01	425x620x670 H	2 59
		5A 01		
		52 07		
		51 XB		
320 H	FW PX 6432 D 00	51 01	425x620x670 H	2 59
		5A 01		
		52 07		
		51 XB		
NOT AVAILABLE				
NOT AVAILABLE				
NOT AVAILABLE				
NOT AVAILABLE				

### PACKAGING 2 - 1/2 PALLET

Single unit H mm	ART.	1/2 pallet dimensions mm		
320 H	FX PX 6432 A 00	51 01	1200x800x1095 H	12 62
		5A 01		
		52 07		
		51 XB		
320 H	FX PX 6432 B 00	51 01	1200x800x1095 H	12 62
		5A 01		
		52 07		
		51 XB		
320 H	FX PX 6432 C 00	51 01	1200x800x1095 H	12 59
		5A 01		
		52 07		
		51 XB		
320 H	FX PX 6432 D 00	51 01	1200x800x1095 H	12 59
		5A 01		
		52 07		
		51 XB		
420 H	FX PX 6442 A 00	51 01	1200x800x1005 H	8 82
		5A 01		
		52 07		
		51 XB		
420 H	FX PX 6442 B 00	51 01	1200x800x1005 H	8 82
		5A 01		
		52 07		
		51 XB		
420 H	FX PX 6442 C 00	51 01	1200x800x1005 H	8 79
		5A 01		
		52 07		
		51 XB		
420 H	FX PX 6442 D 00	51 01	1200x800x1005 H	8 79
		5A 01		
		52 07		
		51 XB		

## LIDS



### LID

ART.	dim. mm
FP PX 64SE 000	51 01
	5A 01
	52 07
	51 XB

Material/  
colour range



51 01 grey polypropylene



5A 01 grey regenerated



52 07 black PP - ESD



51 XB turquoise polypropylene

OTHER COLOURS ON REQUEST

## PACKAGING 3 - PALLET

Single unit H mm	ART.		Pallet dimensions mm			
320 H	FY PX 6432 A 00	51 01	1200x800x2300 H	28	62	
		5A 01				
		52 07				
		51 XB				
320 H	FY PX 6432 B 00	51 01	1200x800x2300 H	28	62	
		5A 01				
		52 07				
		51 XB				
320 H	FY PX 6432 C 00	51 01	1200x800x2300 H	28	59	
		5A 01				
		52 07				
		51 XB				
320 H	FY PX 6432 D 00	51 01	1200x800x2300 H	28	59	
		5A 01				
		52 07				
		51 XB				
420 H	FY PX 6442 A 00	51 01	1200x800x2200 H	20	82	
		5A 01				
		52 07				
		51 XB				
420 H	FY PX 6442 B 00	51 01	1200x800x2200 H	20	82	
		5A 01				
		52 07				
		51 XB				
420 H	FY PX 6442 C 00	51 01	1200x800x2200 H	20	79	
		5A 01				
		52 07				
		51 XB				
420 H	FY PX 6442 D 00	51 01	1200x800x2200 H	20	79	
		5A 01				
		52 07				
		51 XB				

**A**

SOLID side walls    SOLID side wall lifting BAR    SMOOTH bottom

---

**B**

SOLID side walls    SOLID side wall lifting HOLE    SMOOTH bottom

---

**C**

SOLID side walls    SOLID side wall lifting BAR    REINFORCED bottom

---

**D**

SOLID side walls    SOLID side wall lifting HOLE    REINFORCED bottom

---

**PACKAGING 1**  
Quantity per carton

**PACKAGING 2**  
Units on 1/2 pallet

**PACKAGING 3**  
Units on pallet

Volume in litres per single unit

**CUSTOMISED MARKING**  
see page 9 / 65

### HINGED LID

ART.		dim. mm
FP PX 64HG 000	51 01	600x400
	5A 01	
	52 07	
	51 XB	


### HINGED TWO-PARTS LID

ART.		dim. mm
FP PX 64CR 000	51 01	600x400
	5A 01	
	52 07	
	51 XB	

AVAILABLE FROM STOCK FROM SPRING 2018




ON REQUEST FROM SPRING 2018

81








AVAILABLE FROM  
**2019**

## PACKAGING 2 - 1/2 PALLET


Single unit H mm	ART.	 1/2 pallet dimensions mm	 
120 H	FX PX 8612 D 00	1200x800x1215 H	20 36
		51 01	
		5A 01	
		52 07	
		51 XB	
220 H	FX PX 8622 D 00	1200x800x1190 H	10 79
		51 01	
		5A 01	
		52 07	
		51 XB	
320 H	FX PX 8632 D 00	1200x800x1095 H	6 121
		51 01	
		5A 01	
		52 07	
		51 XB	
420 H	FX PX 8642 D 00	1200x800x975 H	4 164
		51 01	
		5A 01	
		52 07	
		51 XB	
520 H	FX PX 8652 D 00	1200x800x1175 H	4 206
		51 01	
		5A 01	
		52 07	
		51 XB	


## PACKAGING 3 - PALLET

Single unit H mm	ART.	 Pallet dimensions mm	 
120 H	FY PX 8612 D 00	1200x800x2300 H	40 36
		51 01	
		5A 01	
		52 07	
		51 XB	
220 H	FY PX 8622 D 00	1200x800x2200 H	20 79
		51 01	
		5A 01	
		52 07	
		51 XB	
320 H	FY PX 8632 D 00	1200x800x2320 H	14 121
		51 01	
		5A 01	
		52 07	
		51 XB	
420 H	FY PX 8642 D 00	1200x800x2190 H	10 164
		51 01	
		5A 01	
		52 07	
		51 XB	
520 H	FY PX 8652 D 00	1200x800x2185 H	8 206
		51 01	
		5A 01	
		52 07	
		51 XB	

 Material/colour range
 
 **51 01** grey polypropylene
 

 **5A 01** grey regenerated
 

 **52 07** black PP - ESD
 

 **51 XB** turquoise polypropylene
 

 OTHER COLOURS ON REQUEST



### LID




ART.		dim. mm	
FP PX 86SE 000	51 01	800x600	
	5A 01		
	52 07		
	51 XB		



### HINGED TWO-PARTS LID

ART.		dim. mm	
FP PX 86CR 000	51 01	800x600	
	5A 01		
	52 07		
	51 XB		

**D**



SOLID side walls



SOLID side wall  
lifting HOLE



REINFORCED bottom



**PACKAGING 1**  
Quantity per  
carton



**PACKAGING 2**  
Units on 1/2  
pallet



**PACKAGING 3**  
Units on pallet



Volume in litres  
per single unit



**CUSTOMISED  
MARKING**  
see pages 9 / 65

# AUTOMOTIVE

---






# RL-KLT

The KLT Series is specifically designed for the automotive sector for moving parts between suppliers and automotive manufacturers.

Good resistance to oils, different automated handling options, strong ergonomic handles, excellent level of safety and resistance, smooth bottom for noiseless movement on conveyors, perforated bottom for water drainage.




## INTEGRATED LID SLOTS ON BOTH SIDES



## ERGONOMIC GRIPS



## BOTTOM



## CODING RL-KLT

0 = no marking  
1 = marking with moulding insert  
3 = hot marking

FP	KL	6147	0	0	0	51	27
series container	code VDI	material	material			colour	

0 = no barcode  
1 = long sides barcode pair  
2 = short sides barcode pair  
3 = long/short sides barcode pair




## RAW MATERIAL

PP	
<b>51 27</b>	<b>52 07</b>
signal blue polypropylene	black PP - ESD

# RL-KLT



## PACKAGING 1 - CARTON

Single unit dimensions mm	ART.	 51 27	Carton dimensions mm			
300x200x147 H	FW KL 3147 000	52 07	425x620x670 H	16	5,3	
400x300x147 H	FW KL 4147 000	52 07	425x620x670 H	8	11,8	
400x300x280 H	FW KL 4280 000	52 07	425x620x670 H	4	24,1	
600x400x147 H	FW KL 6147 000	52 07	425x620x670 H	4	25	
600x400x280 H	FW KL 6280 000	52 07	425x620x670 H	2	51,9	

 Material/  
colour range


PP

51 27 signal blue polypropylene



52 07 black PP - ESD

 OTHER COLOURS  
ON REQUEST



### PACKAGING 3 - PALLET

Single unit dimensions mm	ART.		Pallet dimensions mm		
300x200x147 H	FY KL 3147 000	51 27 52 07	1200x800x2150 H	240	5,3
400x300x147 H	FY KL 4147 000	51 27 52 07	1200x800x2250 H	128	11,8
400x300x280 H	FY KL 4280 000	51 27 52 07	1200x800x2250 H	64	24,1
600x400x147 H	FY KL 6147 000	51 27 52 07	1200x800x2150 H	60	25
600x400x280 H	FY KL 6280 000	51 27 52 07	1200x800x2250 H	32	51,9



PACKAGING 1  
Quantity per  
carton



PACKAGING 3  
Units on pallet



Volume in litres  
per single unit



CUSTOMISED  
MARKING  
see page 9

AVAILABLE FROM STOCK

ON REQUEST

# RL-KLT ACCESSORIES




LID 300x200

dim. mm	ART.	
300x200	FP KL LI35 000	51 27
	FP KL LI35 000	52 07



LID 400x300

dim. mm	ART.	
400x300	FP KL LI45 000	51 27
	FP KL LI45 000	52 07



LID 600x400

dim. mm	ART.	
600x400	FP KL LI65 000	51 27
	FP KL LI65 000	52 07



TRANSPARENT PVC LABEL HOLDER  
SEE PAGE 216




LABEL HOLDER SEMI TRANSPARENT

ART.	dim. mm
F PZ 9151 00 00	210x74

LABEL SHEET

ART.	label dim. mm
FA4 A513 04 00	150x67

package of 25 pieces - quantity per sheet: 4



Material/  
colour range

PP

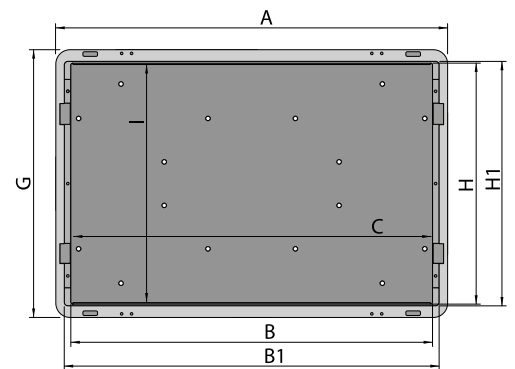
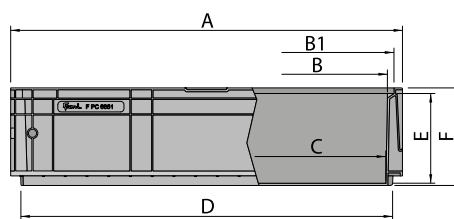
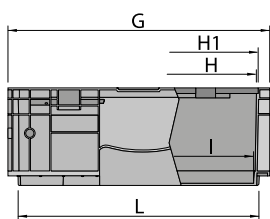
**51 27** signal blue  
polypropylene

**52 07** black  
PP - ESD

OTHER COLOURS  
ON REQUEST



## TECHNICAL MEASURES



ART. CONTAINERS	A	B	B1	C	D	E	F	G	H	H1	I	L
FP KL 3147 000	297	250	272	243	267	129	147	197	168	172	161	168
FP KL 4147 000	396	348	370	346	365	130	147	297	266	270	262	266
FP KL 4280 000	396	348	370	345	366	260	280	296	266	269	262	266
FP KL 6147 000	593	544	567	543	561	129	147	395	363	369	358	364
FP KL 6280 000	594	545	567	543	562	260	280	396	364	369	357	364

■ AVAILABLE FROM STOCK

■ ON REQUEST

# R-KLT

The KLT Series is specifically designed for the automotive sector for moving parts between suppliers and automotive manufacturers.



Good resistance to oils different automated handling options strong ergonomics handles excellent level of safety and resistance reinforced bottom for heavy loads.



integrated lid slots on both sides

interlocking

ergonomic grips



300 mm + 300 mm

## RAW MATERIAL

## CODING R-KLT



**51 IG**

sapphire blue polypropylene

**52 07**

black PP - ESD


0 = no marking  
1 = marking with moulding insert  
3 = hot marking

			material			colour
FP	KL	<b>6147</b>	0	0	0	<b>51 IG</b>




series container code VDI

0 = no barcode  
1 = long sides barcode pair  
2 = short sides barcode pair  
3 = long/short sides barcode pair

# R-KLT



## PACKAGING 1 - CARTON

Single unit dimensions mm	ART.		Carton dimensions mm			
300x200x147 H	FW KL 3215 000	51 IG 52 07	425x620x670 H	16	5,3	
400x300x147 H	FW KL 4315 000	51 IG 52 07	425x620x670 H	8	10	
400x300x280 H	FW KL 4329 000	51 IG 52 07	425x620x670 H	4	22	
600x400x147 H	FW KL 6415 000	51 IG 52 07	425x620x670 H	4	22	
600x400x280 H	FW KL 6429 000	51 IG 52 07	425x620x670 H	2	48	

 Material/  
colour range

PP

51 IG sapphire blue  
polypropylene



52 07 black  
PP - ESD

 OTHER COLOURS  
ON REQUEST



## PACKAGING 3 - PALLET

Single unit dimensions mm	ART.		Pallet dimensions mm		
300x200x147 H	FY KL 3215 000	51 IG 52 07	1200x800x2150 H	240	5,3
400x300x147 H	FY KL 4315 000	51 IG 52 07	1200x800x2250 H	128	10
400x300x280 H	FY KL 4329 000	51 IG 52 07	1200x800x2250 H	64	22
600x400x147 H	FY KL 6415 000	51 IG 52 07	1200x800x2150 H	60	22
600x400x280 H	FY KL 6429 000	51 IG 52 07	1200x800x2250 H	32	48

PACKAGING 1  
Quantity per carton

PACKAGING 3  
Units on pallet

Volume in litres  
per single unit



CUSTOMISED  
MARKING  
see page 9

AVAILABLE FROM STOCK


ON REQUEST

# R-KLT ACCESSORIES



LID 300x200

dim. mm	ART.		
300x200	FP KL LI35 000	51 IG	
	FP KL LI35 000	52 07	



LID 400x300

dim. mm	ART.		
400x300	FP KL LI45 000	51 IG	
	FP KL LI45 000	52 07	



LID 600x400

dim. mm	ART.		
600x400	FP KL LI65 000	51 IG	
	FP KL LI65 000	52 07	



TRANSPARENT PVC LABEL HOLDER  
SEE PAGE 216




SEMI TRANSPARENT LABEL HOLDER

ART.	dim. mm
F PZ 9151 00 00	210x74

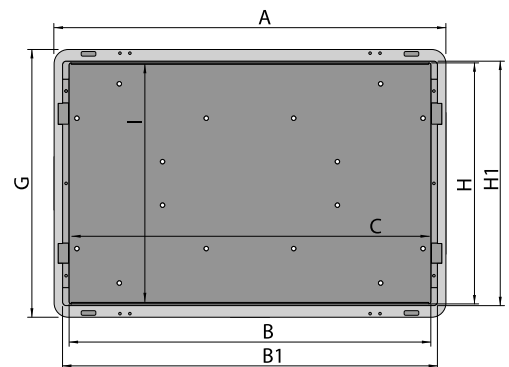
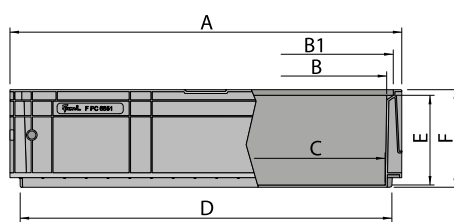
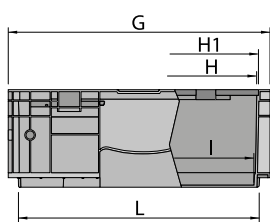
LABEL SHEET

ART.	label dim. mm
F A4 A513 04 00	150x67

package of 25 pieces - quantity per sheet: 4



Material/colour range  
 51 IG sapphire blue polypropylene  
 52 07 black PP - ESD  
 OTHER COLOURS ON REQUEST



## TECHNICAL MEASURES

ART. CONTAINERS	A	B	B1	C	D	E	F	G	H	H1	I	L
FP KL 3215 000	297	250	272	243	267	129	147	197	168	172	161	168
FP KL 4315 000	396	347	370	345	365	111	147	295	267	271	264	267
FP KL 4329 000	396	348	370	345	365	241	280	295	265	270	263	266
FP KL 6415 000	593	544	567	543	561	111	147	395	363	369	363	364
FP KL 6429 000	593	546	568	543	563	242	280	395	365	370	363	365

■ AVAILABLE FROM STOCK

■ ON REQUEST



# K-KLT4680

The K-KLT4680 folding bins have been specifically designed and manufactured to significantly reduce their footprint when not in use and when transporting empty items. The reduction in volume up to 80% allows for considerable savings in terms of storage and handling costs. Made of high grade polypropylene, the K-KLT4680 folding bins are equipped with four folding walls hinged at the base, with several ribs at critical points: these structural features extend the bins' life span. The long walls are provided with safety locks that prevent accidental wall folding. Lightweight and easy to handle, they are ideally suitable for standardised pallets and, thanks to their flat bottoms, they can be used in all types of roller conveyors, proving extremely flexible for internal handling purposes. If not in use, they can be folded and stored taking up little storage space. The K-KLT4680 folding bins are equipped with a practical label holder and convenient handles that make them easy to grip. Like all polypropylene boxes, these collapsible bins can also be entirely recycled. Their bottom has 16 holes for draining water both during rinsing operations and for use in the presence of fire-fighting systems.

# HANDLES

lifting hole



# SIDE WALLS

folding walls



locking clips



# BOTTOM

perforated bottom



# STACKABLE



# COLLAPSIBILITY



# CODING K-KLT4680

# RAW MATERIAL



59 27

signal blue  
polypropylene

		walls and bottoms configuration	material	colour
FP	KK	4680	B 0 0 59	27
		series stacking container		
		width		
		depth		
			0 = no marking 3 = hot marking	
			0 = no barcode 1 = long sides barcode pair 2 = short sides barcode pair 3 = long/short sides barcode pair	

# K-KLT4680

# 600x400 mm



## PACKAGING 1 - CARTON

Single unit H mm	ART.		Carton dimensions mm			
280 H	<b>FW KK 4680 B 00</b>	<b>59 27</b>	425x620x670 H	12	53	

## PACKAGING 2 - 1/2 PALLET

Single unit H mm	ART.		Dim. 1/2 pallet mm			
280 H	<b>FX KK 4680 B 00</b>	<b>59 27</b>	1200x800x1140 H	80	53	

## PACKAGING 3 - PALLET

Single unit H mm	ART.		Dim. pallet mm			
280 H	<b>FY KK 4680 B 00</b>	<b>59 27</b>	1200x800x2365 H	180	53	

**B**

SOLID side walls      SOLID side walls Lifting HOLE      PERFORATED bottom with 16 drainage holes

---

**PACKAGING 1** Quantity per carton

**PACKAGING 2** Units on 1/2 pallet

**PACKAGING 3** Units on pallet

**L** Volume in litres per single unit

**CUSTOMISED MARKING**  
see page 9

Material/colour range **59 27** signal blue polypropylene

AVAILABLE FROM STOCK

OTHER COLOURS ON REQUEST OVER 1000 PIECES



# ODETTE

The Odette stacking containers, in their characteristic yellow colour, are designed and built within the scope of the same-named project "Odette" (Organization for Data Exchange by Tele Trasmission in Europe), which has among its members a considerable number of primary Italian and international players, active in particular in the automotive industry. "Odette" containers are manufactured in close cooperation with the leaders of the European automotive industry. "Odette" is a European-wide project launched in 1985 with the aim of creating harmonised standards for containers designed to handle and transport small volumes or small quantities.

base grooving suitable for all roller conveyors

holes for vertical handling

cover fastener

handle on side

lower stacking recess



upper stacking edge

guides on side for horizontal handling

grooves for vertical handling

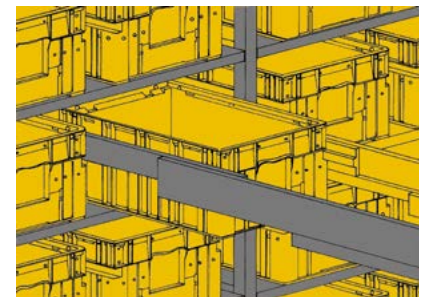
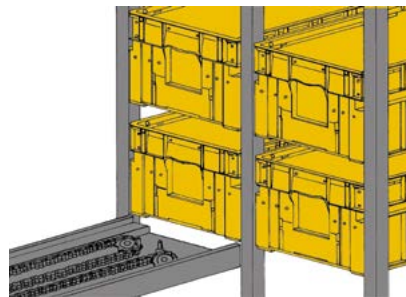
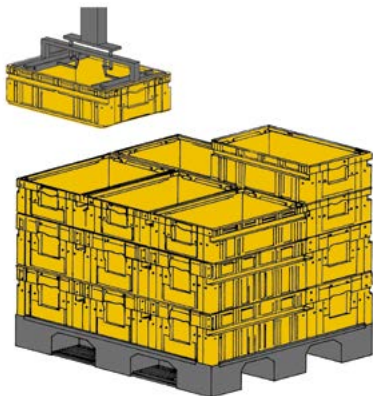
label holder

grooves for front handling

handling from top

handling from bottom

handling from side



## BOTTOM



reinforced bottom

## CODING ODETTE

0 = no marking  
1 = marking with moulding insert  
3 = hot marking

walls and bottoms configuration

material

colour

FP	OD	4950	0	0	0	51	05
----	----	------	---	---	---	----	----

series stacking container

0 = no barcode  
1 = long sides barcode pair  
2 = short sides barcode pair  
3 = long/short sides barcode pair

## RAW MATERIAL

PP

51 05

yellow  
polypropylene



## PACKAGING 1 - CARTON

Single unit dimensions mm	ART.		Carton dimensions mm			
300x200x147 H	<b>FW OD 4950 000</b>	<b>51 05</b>	425x620x670 H	16	4,6	
400x300x220 H	<b>FW OD 4930 000</b>	<b>51 05</b>	425x620x670 H	6	15,8	
600x400x220 H	<b>FW OD 4910 000</b>	<b>51 05</b>	425x620x670 H	3	34,8	
600x400x320 H	<b>FW OD 4900 000</b>	<b>51 05</b>	425x620x670 H	2	53	

## PACKAGING 3 - PALLET

Single unit dimensions mm	ART.		Pallet dimensions mm			
300x200x147 H	<b>FY OD 4950 000</b>	<b>51 05</b>	1200x800x2150 H	240	4,6	
400x300x220 H	<b>FY OD 4930 000</b>	<b>51 05</b>	1200x800x2120 H	80	15,8	
600x400x220 H	<b>FY OD 4910 000</b>	<b>51 05</b>	1200x800x2150 H	40	34,8	
600x400x320 H	<b>FY OD 4900 000</b>	<b>51 05</b>	1200x800x2250 H	28	53	

PACKAGING 1  
Quantity per carton

PACKAGING 3  
Units on pallet

Volume in litres  
per single unit



CUSTOMISED MARKING  
see page 9

Material/  
colour range

PP

**51 05** yellow  
polypropylene

AVAILABLE FROM STOCK



LID 300x200

ART.	Dim. mm
FP OD 32SE 000 5105	300x200 H



LID 400x300

ART.	Dim. mm
FP OD 43SE 000 5105	400x300 H



LID 600x400

ART.	Dim. mm
FP OD 64SE 000 5105	600x400 H

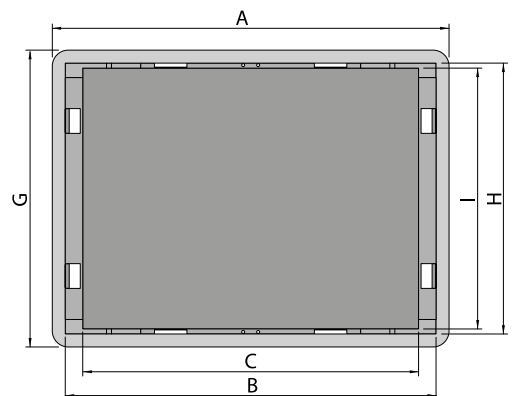
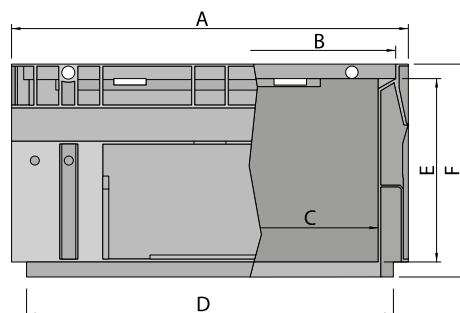
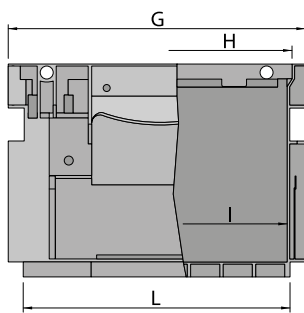


TROLLEYS  
FOR CONTAINERS  
see page 231



TRANSPARENT PVC LABEL HOLDER  
SEE PAGE 216

## TECHNICAL MEASURES



ART. CONTAINERS	A	B	C	D	E	F	G	H	I	L
FP OD 4950 000	296	270	235	266	126	147	198	172	161	168
FP OD 4930 000	398	371	336	366	186	214	297	272	261	265
FP OD 4910 000	596	570	535	564	184	215	397	371	361	364
FP OD 4900 000	595	570	535	563	282	315	397	371	361	364

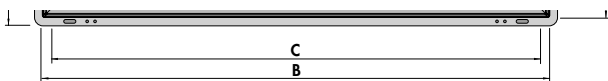
A blue grid pattern background with a central white square. The grid is composed of blue lines forming a 10x10 grid of squares. The central square is white, and the surrounding squares are blue. The grid is centered on the page.

**1421-KLT**



## PACKAGING 2 - 1/2 PALLET

Single unit H mm	<b>ART.</b>		1/2 pallet dimensions mm		
214 H	<b>FX KL 1421 000</b>	<b>51 27</b>	1200x1000x1164 H	15	63



## PACKAGING 3 - PALLET

Single unit H mm	<b>ART.</b>		Pallet dimensions mm		
214 H	<b>FY KL 1421 000</b>	<b>51 27</b>	1200x1000x2350 H	30	63



ART. CONTAINERS	A	B	C	D	E	F	G	H	I	L	M
FP KL 1421 000	998	961	944	954	205	217	399	360	349	35	100

Volume in litres  
per single unit

**PACKAGING 2**  
Units on 1/2 pallet

**PACKAGING 3**  
Units on pallet

---

### CUSTOMISED MARKING

see page 9



SUPPLIED WITH LABEL HOLDER




# BIGBOX

Our BIGBOX is used for shipments on a packaging-return basis, especially in the automotive logistics sector. It consists of a black pallet and top lid, made of high-density polyethylene (HDPE), and of grey walls, made of polypropylene (PP); the walls are collapsible so that they can be arranged on the pallet which is then closed with the top lid. On one of the long walls is a lifting-type opening.

They guarantee effective product protection, a long life and 100% material recycling at the end of their life span. When transported closed, BIGBOX reduces its footprint by about 70%, guaranteeing excellent space saving and resulting transport cost cutting. The walls are also customisable.

# FOLDING SYSTEM - PICKING




## LID HANDLES

## CLOSURES



## LOCKING



## RAW MATERIAL

## CODING Bigbox

PP

HDPE

**51 01**

**40 07**

WALLS  
grey polypropylene

LID/PALLET  
black HD polyethylene

walls and bottoms configuration				material		colour	
FP	B3	1087	A	0	0	51	01
series container		height	depth	width		0 = no marking 3 = hot marking	
				0 = no barcode 1 = long sides barcode pair 2 = short sides barcode pair 3 = long/short sides barcode pair			


# BIGBOX



## PACKAGING 1 - SINGLE

Ref. Bigbox	ART.		Dim. mm	L	
BIGBOX 03	FP B3 1087 A 00	51 01	1100x800x228 H	390	
BIGBOX 02	FP B2 Z001 A 00	51 01	1200x1000x228 H	860	
BIGBOX 04	FP B4 1617 B 00	51 01	1610x1210x325 H	925	

AVAILABLE FROM STOCK

 Volume in litres  
per single unit



CUSTOMISED  
MARKING  
see pages 9



Ref. Bigbox	Outside dimensions - open (mm)	Outside dimensions - closed (mm)	Overlapping pitch when closed mm	Inside dim. (mm)	Capacity kg	Overlapped static capacity (kg)	Overlapped dynamic capacity (kg)	Capacity in litres	Weight kg	Open containers for trailer loading	Closed containers for trailer loading	Standard compatible
<b>BIGBOX 03</b>	1000x800x750 H	1000x800x228 H	220 H	935x735x565 H	250	1250	(1+2) 750	390	18	117	468	4203
<b>BIGBOX 02</b>	1200x1000x990 H	1200x1000x228 H	220 H	1135x935x805 H	250	1250	(1+2) 750	860	26,7	52	312	4202
<b>BIGBOX 04</b>	1610x1210x750 H	1610x1210x325 H	295 H	1535x1135x540 H	300	1500	(1+3) 1200	925	44	48	144	4204



A blue plastic pallet with a black lid. A yellow and green strap with the text 'DO NOT CUT' is wrapped around the side of the pallet. The lid has several black rectangular components and a yellow handle. The pallet is shown from a slightly elevated angle, highlighting its structure and the strap.

# SAFELID

SafeLid is the safest, most versatile and cost-efficient way of securing loads during transport. Available in 3 sizes (for half Euro pallets, Euro pallets and industrial pallets), SafeLid can be completed with security seals for tamper-free load transport. Additionally, the use of stretch film is no longer necessary - with resulting time and cost savings and environment-friendliness.

# LOAD SAFETY



1 EXTENSIBLE STRAP



2 FIXING CLIP POSITIONING



3 LOAD FIXING THROUGH RATCHET HANDLE

# COMPONENTS



RATCHET HANDLE



LIFTING HANDLE



EXTENSIBLE STRAP

# SEAL



# RAW MATERIAL

PP

51 07

black  
polypropylene

# CODING SafeLid

walls and bottoms configuration				material		colour
FP	SL	0806	0	0	0	51 07
		series container	height	depth	width	0 = no marking
						0 = no barcode 1 = long sides barcode pair 2 = short sides barcode pair 3 = long/short sides barcode pair



①

FOR 800x600 mm PALLET  
strap on short sides



②

FOR 1200x800 mm PALLET  
strap on long sides  
(also available on short sides -  
same price)



③

FOR 1200x1000 mm PALLET  
strap on long sides

### PACKAGING 1 - SINGLE

Ref. SafeLid	ART.		Dim. mm
①	FW SL 0806 000	51 07	822x618x93 H
②	FW SL 1208 000	51 07	1222x822x118 H
③	FW SL 1210 000	51 07	1227x1027x100 H



Ref. SafeLid	ART.	Rated dim. (mm)	Outside dim. (mm)	Standard strap length (mm)	Max overlappable weight (mm)	Weight (kg)	Operating temperature °C
①	SAFELID 01	800x600	822x618x93 H	2000	2000	6,15	-20° C/+40° C
②	SAFELID 02	1200x800	1222x822x118 H	2000	2000	10,93	-20° C/+40° C
③	SAFELID 03	1200x1000	1227x1027x100 H	2000	2000	9,93	-20° C/+40° C

**ON REQUEST THE LIDS ARE AVAILABLE WITH  
EXTENSIBLE STRAPS ON ALL 4 SIDES**

EXCLUDING 800x600 mm PALLET

PP

Material/  
colour range

51 07 black  
polypropylene

AVAILABLE FROM STOCK




# SST

Space Saver Team

---





# KRONOS

The KRONOS collapsible bins have been specifically designed and manufactured to significantly reduce their footprint when not in use and when transporting empty items. The reduction in volume up to 80% allows for considerable savings in terms of storage and handling costs. Made of high-grade polypropylene, the KRONOS collapsible bins feature a sturdy overlapping edge and external walls with several ribs at critical points: these structural features extend the bins' life span. Lightweight and easy to handle, they are ideally suitable for standardised pallets and, thanks to their flat bottoms, they can be used in all types of roller conveyors, proving extremely flexible for internal handling purposes. A reinforced version of the bottom is also available on request. If not in use, they can be folded and stored taking up little space. The collapsible bins are available with a hinged lid fixed to the long side; they are provided with a practical label holder and convenient handles for easy gripping. Like all polypropylene boxes, these collapsible bins can also be entirely recycled.

## HANDLE

lifting hole



## WALLS

folding walls



locking clip



## BOTTOMS

solid bottom



reinforced bottom



## STACKABILITY



## COLLAPSIBILITY



## RAW MATERIAL

PP

51 01

grey  
polypropylene

## CODING KRONOS

0 = no marking  
1 = marking with moulding insert  
2 = IML marking  
3 = hot marking




		walls and bottoms configuration			material	colour
FP	KR	6422	B	0	0	51 01
		series container	height	depth	width	0 = no barcode 1 = long sides barcode pair 2 = short sides barcode pair 3 = long/short sides barcode pair






AVAILABLE  
FROM SUMMER  
2018

## 400x300 mm

### PACKAGING 1 - CARTON




Single unit H mm	ART.		Carton dimensions mm		
220 H	FW KR 4322 B 00		425x620x670 H	18	20
220 H	FW KR 4322 D 00		425x620x670 H	18	20

### PACKAGING 2 - 1/2 PALLET




Single unit H mm	ART.		1/2 pallet dimensions mm		
220 H	FX KR 4322 B 00		1200x800x1165 H	112	20
220 H	FX KR 4322 D 00		1200x800x1165 H	112	20

## 600x400 mm

### PACKAGING 1 - CARTON

Single unit H mm	ART.		Carton dimensions mm		
220 H	FW KR 6422 B 00		425x620x670 H	9	40
220 H	FW KR 6422 D 00		425x620x670 H	9	40
320 H	FW KR 6432 B 00		425x620x670 H	9	60
320 H	FW KR 6432 D 00		425x620x670 H	9	60

### PACKAGING 2 - 1/2 PALLET

Single unit H mm	ART.		1/2 pallet dimensions mm		
220 H	FX KR 6422 B 00		1200x800x1185 H	60	40
220 H	FX KR 6422 D 00		1200x800x1185 H	60	40
320 H	FX KR 6432 B 00		1200x800x1185 H	60	60
320 H	FX KR 6432 D 00		1200x800x1185 H	60	60

PP

 Material/  
colour range

51 01 grey  
polypropylene

 ON REQUEST

 AVAILABLE FROM STOCK

 OTHER COLOURS  
ON REQUEST



## 400x300 mm

### PACKAGING 3 - PALLET

Single unit H mm	ART.		Pallet dimensions mm		
220 H	FY KR 4322 B 00	51 01	1200x800x2315 H	240	20
220 H	FY KR 4322 D 00	51 01	1200x800x2315 H	240	20

## 600x400 mm

### PACKAGING 3 - PALLET

Single unit H mm	ART.		Pallet dimensions mm		
220 H	FY KR 6422 B 00	51 01	1200x800x2205 H	120	40
220 H	FY KR 6422 D 00	51 01	1200x800x2205 H	120	40
320 H	FY KR 6432 B 00	51 01	1200x800x2205 H	120	60
320 H	FY KR 6432 D 00	51 01	1200x800x2205 H	120	60

### LIDS

ART.		dim. mm
FP KR 43HG 000	51 01	400x300
FP KR 64HG 000	51 01	600x400



**B**

SOLID side walls      SOLID side wall lifting HOLE      SMOOTH bottom

**D**

SOLID side walls      SOLID side wall lifting BAR      REINFORCED bottom

**PACKAGING 1**  
Quantity per carton

**PACKAGING 2**  
Units on 1/2 pallet

**PACKAGING 3**  
Units on pallet

Volume in litres per single unit

**CUSTOMISED MARKING**  
see pages 9



# ARES

The ARES folding bins have been specifically designed and manufactured to significantly reduce their footprint when not in use and when transporting empty items. The reduction in volume up to 80% allows for considerable savings in terms of storage and handling costs. Made of high grade polypropylene, the ARES folding bins are equipped with four folding walls hinged at the base, with several ribs at critical points: these structural features extend the bins' life span. The long walls are provided with safety locks that prevent accidental wall folding. Lightweight and easy to handle, they are ideally suitable for standardised pallets and, thanks to their flat bottoms, they can be used in all types of roller conveyors, proving extremely flexible for internal handling purposes. If not in use, they can be folded and stored taking up little storage space. The ARES folding bins are equipped with a practical label holder and convenient handles for easier gripping. Like all polypropylene boxes, these collapsible bins can also be entirely recycled. The bottom of the bins has 16 holes for draining water both during rinsing operations and for use in the presence of fire-fighting systems.

# HANDLES

lifting HOLE



# SIDE WALLS

folding walls



locking clips



# BOTTOM



perforated bottom



# STACKABILITY



# FOLDING SYSTEM



# RAW MATERIAL




59 01

grey  
polypropylene

# CODING Ares

		walls and bottoms configuration			material	colour	
FP	AR	<b>6428</b>	B	0	0	59	01
		series container	height	depth	width	0 = no marking 3 = hot marking  0 = no barcode 1 = long sides barcode pair 2 = short sides barcode pair 3 = long/short sides barcode pair	



## PACKAGING 1 - CARTON

Single unit H mm	ART.		Carton dimensions mm			
280 H	<b>FW AR 6428 B 00</b>	<b>59 01</b>	425x620x670 H	12	53	

## PACKAGING 2 - 1/2 PALLET

Single unit H mm	ART.		1/2 pallet dimensions mm			
280 H	<b>FX AR 6428 B 00</b>	<b>59 01</b>	1200x800x1140 H	80	53	

## PACKAGING 3 - PALLET

Single unit H mm	ART.		Pallet dimensions mm			
280 H	<b>FY AR 6428 B 00</b>	<b>59 01</b>	1200x800x2365 H	180	53	

**B**

SOLID side walls

SOLID side walls  
lifting HOLE

PERFORATED bottom  
with 16 drainage holes

---

**PACKAGING 1**  
Quantity per carton

**PACKAGING 2**  
Units on 1/2 pallet

**PACKAGING 3**  
Units on pallet

**L** Volume in litres per single unit

**CUSTOMISED MARKING**  
see page 9





# DELTA

Made from grey polypropylene, the Delta series stacking containers have a truncated cone shape: when fully loaded they can be stacked firmly and safely, when they are empty they can be stacked one inside the other with a reduction of 70% of their volume. For this reason they are used to exploit warehouse space and for transport, especially as regards transport with empty return journeys and wherever packing must occupy as small a space as possible.

# LIFTING

The flush handles offer a safe and easy grip even for gloved hands.



stacking with closed cover

nesting with open cover



stacking support with open cover

nesting with the support

front view



# SUPPORTS

The support (pic. 1) is pushed to its stop (pic. 2) and is blocked by pressing downwards (pic. 3).



support block

# RAW MATERIAL

# CODING KRONOS



**51 01**

grey polypropylene



**51 XB**

turquoise polypropylene



**52 07**

black PP - ESD



**59 00**

white PP - food compliant



**5A 01**

grey regenerated

0 = no marking  
1 = marking with moulding insert  
2 = IML marking  
3 = hot marking

walls and bottoms configuration			material		colour	
FP	DE	<b>6422</b>	A	0	0	51 01
series container		height	depth	width		0 = no barcode 1 = long sides barcode pair 2 = short sides barcode pair 3 = long/short sides barcode pair





## PACKAGING 3 - PALLET

Single unit H mm	ART.	Pallet dimensions mm			
225 H	FY DE 6422 A 00	1200x800x2100 H	136	38	51 01
					51 XB
					52 07
					5A 01
					59 00
240 H	FY DE 6422 C 00	1300x1100x2050 H	104	38	51 01
					51 XB
					52 07
					5A 01
					59 00
230 H	FY DE 6422 B 00	1200x800x2100 H	136	38	51 01
					51 XB
					52 07
					5A 01
					59 00
325 H	FY DE 6432 A 00	1200x800x2000 H	80	58	51 01
					51 XB
					52 07
					5A 01
					59 00



A



B



C



**PACKAGING 1**  
Quantity per carton



**PACKAGING 2**  
Units on 1/2 pallet



**PACKAGING 3**  
Units on pallet









Volume in litres per single unit





**CUSTOMISED MARKING**  
see page 9


## PACKAGING 1 - CARTON


## PACKAGING 2 - 1/2 PALLET


Single unit H mm	ART.		Carton dimensions mm			Single unit H mm	ART.		1/2 pallet dimensions mm		
340 H	FW DE 6432 C 00	51 01 51 XB 52 07 5A 01 59 00	520x640x900 H	7	58	340 H	FX DE 6432 C 00	51 01 51 XB 52 07 5A 01 59 00	1300x1100x1200 H	32	58
330 H	FW DE 6432 B 00	51 01 51 XB 52 07 5A 01 59 00	425x620x670 H	5	58	330 H	FX DE 6432 B 00	51 01 51 XB 52 07 5A 01 59 00	1200x800x1200 H	40	58
425 H	FW DE 6442 A 00	51 01 51 XB 52 07 5A 01 59 00	425x620x670 H	3	74	425 H	FX DE 6442 A 00	51 01 51 XB 52 07 5A 01 59 00	1200x800x1200 H	28	74
440 H	FW DE 6442 C 00	51 01 51 XB 52 07 5A 01 59 00	520x640x900 H	5	74	440 H	FX DE 6442 C 00	51 01 51 XB 52 07 5A 01 59 00	1300x1100x1200 H	24	74
430 H	FW DE 6442 B 00	51 01 51 XB 52 07 5A 01 59 00	425x620x670 H	3	74	430 H	FX DE 6442 B 00	51 01 51 XB 52 07 5A 01 59 00	1200x800x1200 H	28	74





 Material/colour range
 
 **51 01** grey polypropylene
 

 **51 XB** turquoise polypropylene
 




 **52 07** black PP - ESD
 

 **59 00** white PP - food compliant
 

 **5A 01** grey regenerated
 

 OTHER COLOURS ON REQUEST

## PACKAGING 3 - PALLET

Single unit H mm	ART.		Pallet dimensions mm 		
340 H	FY DE 6432 C 00	51 01	1300x1100x2200 H	76	58
		51 XB			
		52 07			
		5A 01			
		59 00			
330 H	FY DE 6432 B 00	51 01	1200x800x2000 H	80	58
		51 XB			
		52 07			
		5A 01			
		59 00			
425 H	FY DE 6442 A 00	51 01	1200x800x2120 H	64	74
		51 XB			
		52 07			
		5A 01			
		59 00			
440 H	FY DE 6442 C 00	51 01	1300x1100x2100 H	56	74
		51 XB			
		52 07			
		5A 01			
		59 00			
430 H	FY DE 6442 B 00	51 01	1200x800x2120 H	64	74
		51 XB			
		52 07			
		5A 01			
		59 00			




A




B




C




**PACKAGING 1**  
Quantity per carton




**PACKAGING 2**  
Units on 1/2 pallet



**PACKAGING 3**  
Units on pallet



Volume in litres per single unit



**CUSTOMISED MARKING**  
see page 9



# DELTA 600x400 ACCESSORIES



## HINGED TWO-PARTS LID

ART.		dim. mm	
	51 01	610x400	
	51 XB		
FP DE 64HG 000	52 07		
	5A 01		
	59 00		

AVAILABLE FROM STOCK

ON REQUEST



## SPARE HINGES

ART.		dim. mm	
	51 01	58x11x34 H	
	51 XB		
FP DE SPHG 000	52 07		
	5A 01		
	59 00		

AVAILABLE FROM STOCK

ON REQUEST




## SUPPORTS

ART.	
FP DE SPSU 000	59 05

Pair of supports for the Delta series of storage containers



The lid can be fastened with a security seal




## LID

ART.		dim. mm	
	51 01	610x400	
	51 XB		
FP DE 64SE 000	52 07		
	5A 01		
	59 00		

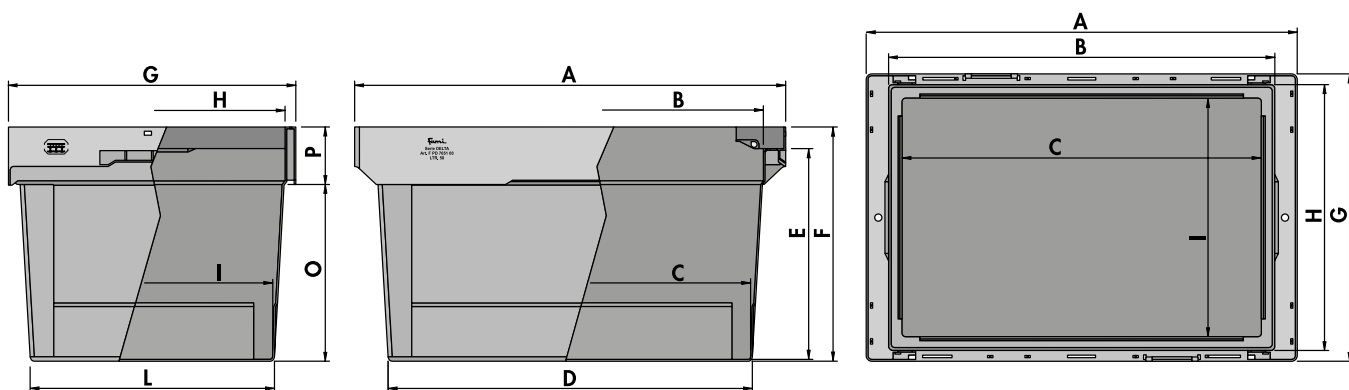
AVAILABLE FROM STOCK

ON REQUEST



Material/ colour range	 <b>51 01</b> grey polypropylene	 <b>51 XB</b> turquoise polypropylene	 <b>52 07</b> black PP - ESD	 <b>59 00</b> white PP - food compliant	 <b>5A 01</b> grey regenerated	OTHER COLOURS ON REQUEST

# TECHNICAL MEASURES



ART. CONTAINERS	A	B	C	D	E	F	G	H	I	L	O	P
FP DE 6422 A 00	601	540	501	509	292	325	401	373	330	339	245	81
FP DE 6432 A 00	601	524	455	535	178	201	398	368	338	345	141	60
FP DE 6442 A 00	601	540	499	508	394	426	400	372	329	338	326	100
FP DE 6422 B 00	601	532	501	508	192	229	400	370	330	339	174	50
FP DE 6432 B 00	601	540	501	509	292	330	401	373	330	339	245	81
FP DE 6442 B 00	601	540	499	508	394	431	400	372	329	338	326	100
FP DE 6422 C 00	611	532	501	508	192	239	400	370	330	339	174	50
FP DE 6432 C 00	611	540	501	509	292	340	401	373	330	339	245	81
FP DE 6442 C 00	611	540	499	508	394	441	400	372	329	338	326	100





# MINERVA

Made from grey polypropylene, the Minerva series stacking containers have a truncated cone shape: when fully loaded they can be stacked firmly and safely, when they are empty they can be stacked one inside the other with a reduction of 70% of their volume. They are used to optimize warehouse space and in transportation where it is necessary to reduce the transport volumes of the containers when they are empty.

# LIFTING

lifting hole



# SIDE WALLS

solid side walls



perforated side walls




# BOTTOM

solid bottom



perforated bottom



# STACKING

front view



side view with cover

without lid



# RAW MATERIAL



**51 01**

grey  
polypropylene



**51 XB**

turquoise  
polypropylene



**52 07**

black  
PP - ESD



**59 00**

white  
food compliant



**5A 01**

grey  
regenerated

# CODING MINERVA

walls and bottoms configuration				material		colour	
FP	MI	<b>6420</b>	B	0	0	51	01
series stacking container		height	depth	width		0 = no marking 3 = hot marking	
				0 = no barcode 1 = long sides barcode pair 2 = short sides barcode pair 3 = long/short sides barcode pair			



## PACKAGING 1 - CARTON

## PACKAGING 2 - 1/2 PALLET

Single unit H mm	ART.	 Carton dimensions mm		
------------------	------	--	---	---

Single unit H mm	ART.	 1/2 pallet dimensions mm		
------------------	------	--	---	---

200 H	<b>FW MI 6420 B 00</b>	51 01	425x620x670 H	8	32
		51 XB			
		52 07			
		5A 01			
		59 00			

200 H	<b>FX MI 6420 B 00</b>	51 01	1200x800x1180 H	56	32
		51 XB			
		52 07			
		5A 01			
		59 00			

200 H	<b>FW MI 6420 S 00</b>	51 01	425x620x670 H	8	32
		51 XB			
		52 07			
		5A 01			
		59 00			








200 H	<b>FX MI 6420 S 00</b>	51 01	1200x800x1180 H	56	32
		51 XB			
		52 07			
		5A 01			
		59 00			

300 H	<b>FW MI 6430 B 00</b>	51 01	425x620x670 H	4	50
		51 XB			
		52 07			
		5A 01			
		59 00			

300 H	<b>FX MI 6430 B 00</b>	51 01	1200x800x1220 H	40	50
		51 XB			
		52 07			
		5A 01			
		59 00			




300 H	<b>FW MI 6430 S 00</b>	51 01	425x620x670 H	4	50
		51 XB			
		52 07			
		5A 01			
		59 00			

300 H	<b>FX MI 6430 S 00</b>	51 01	1200x800x1220 H	40	50
		51 XB			
		52 07			
		5A 01			
		59 00			


 Material/colour range	 <b>51 01</b> grey polypropylene	 <b>51 XB</b> turquoise polypropylene	 <b>52 07</b> black PP - ESD	 <b>59 00</b> white PP - food compliant	 <b>5A 01</b> grey regenerated	 OTHER COLOURS ON REQUEST
--	---	--	---	--	---	--




## PACKAGING 3 - PALLET

Single unit H mm	ART.		Pallet dimensions mm 		
200 H	FY MI 6420 B 00	51 01	1200x800x2200 H	120	
		51 XB			
		52 07			32
		5A 01			
		59 00			
200 H	FY MI 6420 S 00	51 01	1200x800x2200 H	120	
		51 XB			
		52 07			32
		5A 01			
		59 00			
300 H	FY MI 6430 B 00	51 01	1200x800x2070 H	80	
		51 XB			
		52 07			50
		5A 01			
		59 00			
300 H	FY MI 6430 S 00	51 01	1200x800x2070 H	80	
		51 XB			
		52 07			50
		5A 01			
		59 00			


**B**



SOLID side walls




SOLID side walls  
Lifting BAR




SOLID bottom

---


**S**



PERFORATED side walls




PERFORATED side walls  
Lifting BAR




PERFORATED bottom


---




**PACKAGING 1**  
Quantity per carton




**PACKAGING 2**  
Units on 1/2 pallet



**PACKAGING 3**  
Units on pallet

 Volume in litres per single unit



**CUSTOMISED MARKING**  
see page 9

■ AVAILABLE FROM STOCK











■ ON REQUEST



**TROLLEY**  
FOR CONTAINERS  
see page 231




## PACKAGING 1 - CARTON

## PACKAGING 2 - 1/2 PALLET

Single unit H mm	ART.		Carton dimensions mm			Single unit H mm	ART.		1/2 pallet dimensions mm			
400 H	FW MI 6440 B 00		425x620x670 H	3	70	400 H	FX MI 6440 B 00		1200x800x1140 H	24	70	51 01
												51 XB
												52 07
												5A 01
												59 00
400 H	FW MI 6440 S 00		425x620x670 H	3	70	400 H	FX MI 6440 S 00		1200x800x1140 H	24	70	51 01
												51 XB
												52 07
												5A 01
												59 00




## PACKAGING 3 - PALLET

Single unit H mm	ART.		Pallet dimensions mm 	
400 H	FY MI 6440 B 00	51 01	1200x800x2200 H	60
		51 XB		
		52 07		
		5A 01		
		59 00		
400 H	FY MI 6440 S 00	51 01	1200x800x2200 H	60
		51 XB		
		52 07		
		5A 01		
		59 00		




**B**



SOLID side walls    SOLID side walls  
Lifting BAR    SOLID bottom


---

**S**




PERFORATED side walls    PERFORATED side walls  
Lifting BAR    PERFORATED bottom


---




**PACKAGING 1**  
Quantity per carton




**PACKAGING 2**  
Units on 1/2 pallet



**PACKAGING 3**  
Units on pallet

 Volume in litres per single unit



**CUSTOMISED MARKING**  
see page 9

# MINERVA 600x400 ACCESSORIES




## LID

ART.		dim. mm	
FP MI 64SE 000	51 01	600x400	
	51 XB		
	52 07		
	5A 01		
	59 00		

AVAILABLE FROM STOCK

ON REQUEST




## SNAP SPRING FOR LID CLOSING

ART.	dim. mm
FPZ0020 0099	34x20x17 H



## PACKING-SLIP-HOLDER SPRING

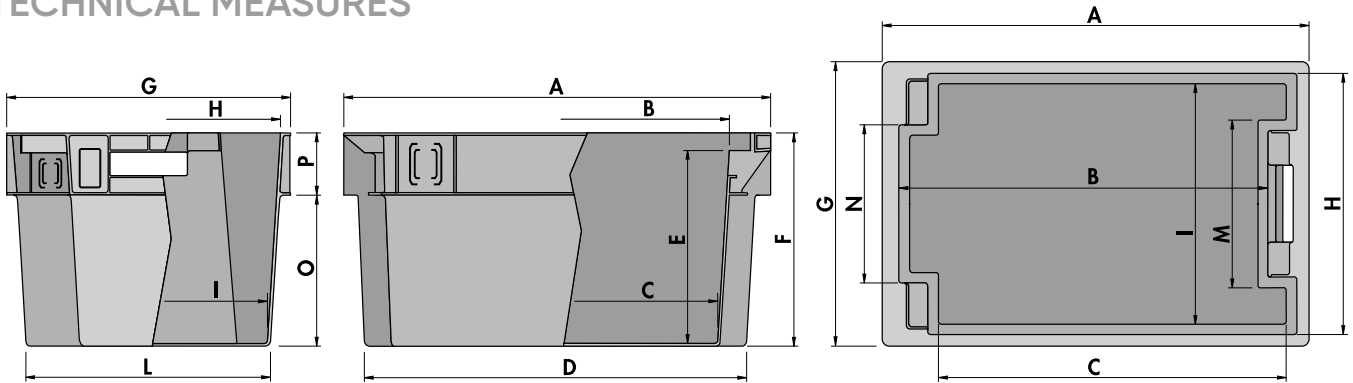
ART.	dim. mm
FPZ 0010 0099	75x20x20



## TRANSPARENT PVC LABEL HOLDER

SEE PAGE 216

## TECHNICAL MEASURES



ART. CONTAINERS	A	B	C	D	E	F	G	H	I	L	M	N	O	P
FP MI 6420 B 00	601	524	455	536	178	201	399	371	338	345	220	202	141	60
FP MI 6420 S 00	601	524	455	535	178	201	398	368	338	345	219	202	141	60
FP MI 6430 B 00	602	527	453	537	272	301	398	370	338	346	220	202	214	86
FP MI 6430 S 00	601	525	455	536	273	300	398	370	336	345	220	202	214	86
FP MI 6440 B 00	602	526	453	535	372	401	398	367	336	345	218	203	284	117
FP MI 6440 S 00	601	526	454	535	374	401	399	370	337	344	220	202	285	117

Material/colour range


<b>51 01</b> grey polypropylene	<b>51 XB</b> turquoise polypropylene	<b>52 07</b> black PP - ESD	<b>59 00</b> white PP - food compliant	<b>5A 01</b> grey regenerated	OTHER COLOURS ON REQUEST
---------------------------------	--------------------------------------	-----------------------------	--	-------------------------------	--------------------------



# C-PARTS

---







# C COMPAT

Compat Series polypropylene containers are the ideal solution for any storage requirement - in warehouses, in workshops, and along assembly lines. They allow all contents to be always clearly visible and ready at your fingertips - making withdrawal extremely easy. These containers are stackable in a stable and safe manner and the ready availability of the material is ensured even when they are stacked.

# BOTTOM

smooth bottom




A

ribbed bottom



B

45° ribbed bottom with cross bar



E

# CROSS BAR

The containers are fitted with a cross bar fixed to the front of the container - the function of which is avoiding any deformation of the side walls in the event of large-volume loads and making the container easier to grab.



# SIDE REINFORCEMENT

A side stiffener on the bottom allows containers to be stacked while ensuring maximum safety even under full load conditions.

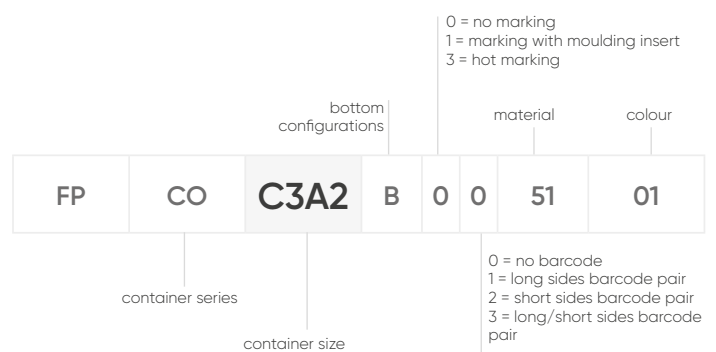


# LIFTING



Lifting and handling are made possible by practical handles for quick gripping even with gloved hands.

# CODING Compat









# RAW MATERIAL

PP	PP	PP	PP	PP		
51 01	51 02	51 03	51 04	51 05	54 01	52 07
grey polypropylene	green polypropylene	red polypropylene	blue polypropylene	yellow polypropylene	grey ecogreen	black PP - ESD




# COMPAT






## PACKAGING 1 - CARTON


Container ref.	ART.		Carton dimensions mm			
① MIS. 01	FW CO Z001A00		51 01	320x270x170 H	100	0,08
			51 02			
			51 03			
			51 04			
			51 05			
			54 01			
			52 07			
② MES. 0	FW CO Z000A00		51 01	460x230x260 H	50	0,25
			51 02			
			51 03			
			51 04			
			51 05			
			54 01			
			52 07			
③ MES. 1	FW CO C001A00		51 01	520x350x370 H	50	1
			51 02			
			51 03			
			51 04			
			51 05			
			54 01			
			52 07			


## PACKAGING 2 - 1/2 PALLET


Container ref.	ART.		1/2 pallet dimensions mm		
NOT AVAILABLE					
NOT AVAILABLE					
NOT AVAILABLE					


 Material/colour range
 
 51 01 grey polypropylene
 

 51 02 green polypropylene
 

 51 03 red polypropylene
 

 51 04 blue polypropylene
 

 51 05 yellow polypropylene
 

 54 01 grey ecogreen



### PACKAGING 3 - PALLET

Container ref.	ART.	Pallet dimensions mm
----------------	------	----------------------

NOT AVAILABLE

NOT AVAILABLE

③	FY CO C001A00	51 01	1300x1100x2000 H	1750	1
		51 02			
		51 03			
		51 04			
		51 05			
		54 01			
		52 07			
MES. 1					

### CONTAINERS DIMENSIONS mm

①	72/60x45x32 H	MES.	01
②	85/65x95x45 H	MES.	0
③	160/140x95x75 H	MES.	1
④	230/200x140x130 H	MES.	2
⑤	350/300x200x145 H	MES.	3A2
⑥	350/300x200x200 H	MES.	3
⑦	350/300x450x145 H	MES.	3L5
⑧	500/450x300x145 H	MES.	4A2
⑨	500/450x300x200 H	MES.	4
⑩	500/450x300x300 H	MES.	4A5
⑪	520/450x450x300 H	MES.	5P4
⑫	700/630x450x300 H	MES.	5

solid bottom



**PACKAGING 1**  
Quantity per carton



**PACKAGING 2**  
Units on 1/2 pallet



**PACKAGING 3**  
Units on pallet



Volume in litres per single unit



**CUSTOMISED MARKING**  
see page 9



52 07

black  
PP - ESD



OTHER COLOURS  
ON REQUEST










AVAILABLE FROM STOCK






ON REQUEST

## PACKAGING 1 - CARTON

Container ref.	ART.		Carton dimensions mm			
④ MES. 2	FW CO C002 A 00		720x460x500 H	54	3,8	51 01
						51 02
						51 03
						51 04
						51 05
						54 01
⑤ MES. 3A2	FW CO C3A2 B 00		360x690x980 H	21	9,4	51 01
						51 02
						51 03
						51 04
						51 05
						54 01
⑥ MES. 3	FW CO C003 B 00		360x640x980 H	15	12,5	51 01
						51 02
						51 03
						51 04
						51 05
						54 01
⑦ MES. 3L5	FW CO Z3L5 B 00		710x960x480 H	14	19	51 01
						51 02
						51 03
						51 04
						51 05
						54 01
						52 07

## PACKAGING 2 - 1/2 PALLET

Container ref.	ART.		1/2 pallet dimensions mm			
						NOT AVAILABLE
						NOT AVAILABLE
						NOT AVAILABLE
						NOT AVAILABLE



## PACKAGING 3 - PALLET

Container ref.	ART.		Pallet dimensions mm			
④ MES. 2	FYCO C002 A 00	51 01	1450x1200x2100 H	1080	3,8	
		51 02				
		51 03				
		51 04				
		51 05				
		54 01				
52 07						
⑤ MES. 3A2	FY CO C3A2 B 00	51 01	1400x1100x2000 H	252	9,4	
		51 02				
		51 03				
		51 04				
		51 05				
		54 01				
52 07						
⑥ MES. 3	FY CO C003 B 00	51 01	1300x1000x2000 H	180	12,5	
		51 02				
		51 03				
		51 04				
		51 05				
		54 01				
52 07						
⑦ MES. 3L5	FY CO Z3L5 B 00	51 01	1450x1000x2100 H	112	19	
		51 02				
		51 03				
		51 04				
		51 05				
		54 01				
52 07						

## CONTAINERS DIMENSIONS mm

- ④ 230/200x140x130 H MES. 2
- ⑤ 350/300x200x145 H MES. 3A2
- ⑥ 350/300x200x200 H MES. 3
- ⑦ 350/300x450x145 H MES. 3L5

solid bottom



A

ribbed bottom



B



**PACKAGING 1**  
Quantity per carton



**PACKAGING 2**  
Units on ½ pallet



**PACKAGING 3**  
Units on pallet



Volume in litres per single unit



**CUSTOMISED MARKING**  
see page 9



52 07

black  
PP - ESD



OTHER COLOURS  
ON REQUEST









AVAILABLE FROM STOCK








ON REQUEST

## PACKAGING 1 - CARTON

Container ref.	ART.		Carton dimensions mm								
⑧ MES. 4A2	FW CO C4A2 B 00		640x520x960 H	14	20	51 01					
						51 02					
						51 03					
						51 04					
						51 05					
						54 01					
⑨ MES. 4	FW CO C004 B 00		640x520x960 H	10	28	51 01					
						51 02					
						51 03					
						51 04					
						51 05					
						54 01					
⑩ MES. 4A5	FW CO C4A5 B 00		520x640x900 H	6	42	51 01					
						51 02					
						51 03					
						51 04					
						51 05					
						54 01					
NOT AVAILABLE						NOT AVAILABLE					
NOT AVAILABLE						NOT AVAILABLE					

## PACKAGING 2 - 1/2 PALLET

Container ref.	ART.		1/2 pallet dimensions mm								
⑪ MES. 5P4	FX CO Z5P4 E 00		1400x1100x1050 H	18	63	51 01					
						51 02					
						51 03					
						51 04					
						51 05					
						54 01					
⑫ MES. 5	FX CO Z005 E 00		1450x1000x1050 H	12	88	51 01					
						51 02					
						51 03					
						51 04					
						51 05					
						54 01					
NOT AVAILABLE						NOT AVAILABLE					



# COMPAT ACCESSORIES

The smaller containers can be divided by using 2 and 4 compartments polypropylene divider boxes. The boxes can also be used alone for rational storage of small items.

## 2/4 COMPARTMENT DIVIDER BOX FOR CONTAINERS SIZE 1



2 COMPARTMENTS

Box dim. mm	ART.		Package dim. mm	
① 150/120x90x35 H	FW CO C1S2 000	51 01	395x149x82 H	25
		52 07		
FOR CONTAINER SIZE 1 ART. F PC CO C001 A 00				



4 COMPARTMENTS

Box dim. mm	ART.		Package dim. mm	
② 150/120x90x35 H	FW CO C1S4 000	51 01	350x149x90 H	25
		52 07		
FOR CONTAINER SIZE 1 ART. F PC CO C001 A 00				

## 2/4 COMPARTMENT DIVIDER BOX FOR CONTAINERS SIZE 2



2 COMPARTMENTS

Box dim. mm	ART.		Package dim. mm	
③ 205/160x125x60 H	FW CO C2S2 000	51 01	465x203x125 H	25
		52 07		
FOR CONTAINER SIZE 2 ART. F PC CO C002 A 00				



4 COMPARTMENTS

Box dim. mm	ART.		Package dim. mm	
④ 205/160x125x60 H	FW CO C2S4 000	51 01	485x205x125 H	25
		52 07		
FOR CONTAINER SIZE 2 ART. F PC CO C002 A 00				

Material/  
colour range

PP  
51 01 grey polypropylene

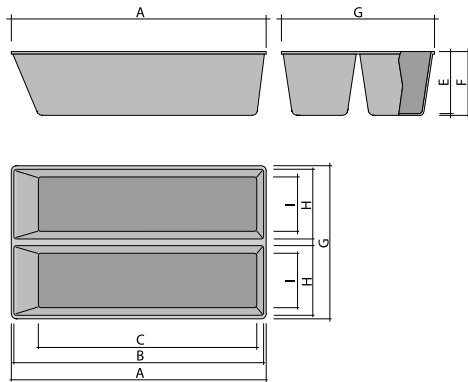
PP  
51 02 green polypropylene

PP  
51 03 red polypropylene

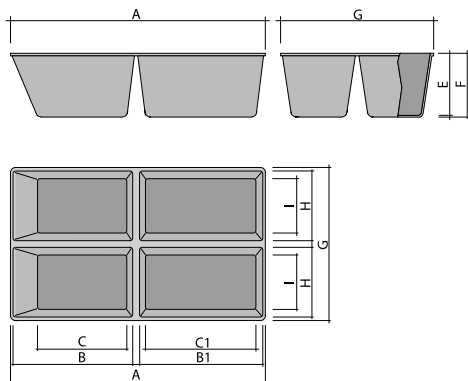
PP  
51 04 blue polypropylene

PP  
51 05 yellow polypropylene

54 01 grey ecogreen



ART. stacking container	A	B	B1	C	C1	E	F	G	H	I
①	148	140	-	115	-	32	33	87	40	30
②	201	190	-	155	-	57	58	125	55	40



ART. stacking container	A	B	B1	C	C1	E	F	G	H	I
③	148	66	66	44	58	32	33	87	37	30
④	201	93	93	56	76	57	58	125	57	40

## DIVIDER BOX FOR CONTAINERS SIZE 5P4/5

Made of polypropylene, the divider boxes allow for containers size 5P4/5 to be divided in 6 or 8 compartments according to requirements.



Box dim. mm	ART.	Package dim. mm	Volume litres	Quantity for package
150/120x90x35 H	51 01	640x460x500 H	54	3,6
	51 02			
	51 03			
	51 04			
	51 05			
	54 01			
	52 07			
	FWZE Z002 B 00			



52 07 black  
PP - ESD


AVAILABLE FROM STOCK

ON REQUEST

Volume in litres  
per single unit

PACKAGING 1  
Quantity for package

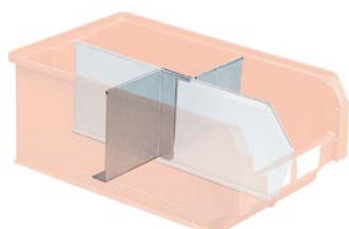
# COMPAT ACCESSORIES



## FRONT TO BACK GALVANISED DIVIDER

ART.	Dim. mm	For art.	
FP CD C003 000 00 99	302x105 H	F_CO C003 B 00	
FP CD C3A2 000 00 99	307x160 H	F_CO C3A2 B 00	
FP CD C3L5 000 00 99	326x115 H	F_CO C3L5 B 00	
FP CD C4A2 000 00 99	457x120 H	F_CO C4A2 B 00	
FP CD C004 000 00 99	460x249 H	F_CO C004 B 00	
FP CD C4A5 000 00 99	462x160 H	F_CO C4A5 B 00	

GALVANISED



## GALVANISED SUB-DIVIDERS

ART.	For art.	
FP CD C004 000 01 99	F_CO C004 B 00	

GALVANISED



## FRONT TO BACK GALVANISED DIVIDER WITH PAIR OF SUPPORTS


ART.	Dim. mm	For art.	
FP CS Z5P4 000 01 99	473x215 H	F_CO Z5P4 E 00	
FP CS Z005 000 01 99	654x214 H	F_CO Z005 E 00	

GALVANISED

## SUPPLEMENTARY FRONT TO BACK GALVANISED DIVIDER

ART.	Dim. mm	For art.	
FP CD Z5P4 000 00 99	473x215 H	F_CO Z5P4 E 00	
FP CD Z005 000 00 99	654x214 H	F_CO Z005 E 00	

GALVANISED



## FRONT TO BACK PLASTIC DIVIDER

PS

ART.	Dim. mm	For art.		
FW CD C3A2 000 71 07	300x105 H	F_CO C3A2 B 00		10
FW CD C003 000 71 07	305x160 H	F_CO C003 B 00		10
FW CD Z3L5 000 71 07	325x105 H	F_CO Z3L5 B 00		10
FW CD C004 000 71 07	460x160 H	F_CO C004 B 00		10
FW CD C4A5 000 71 07	460x250 H	F_CO C4A5 B 00		10

 PACKAGING 1 - Quantity per carton



Made of transparent polystyrene, the screen allows for the contained product to be easily identified and, at the same time, protected from dust. It can be hinged on the front of the container and, when closed, it increases the load capacity.



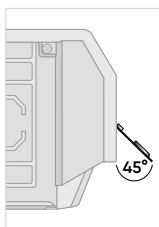
### DUST COVER

PS

ART.	Dim. mm	Packing pcs
FW CW C003 000 68 96	F_CO C003 B 00	10
FW CW C3A2 000 68 96	F_CO C3A2 B 00	10
FW CW C004 000 68 96	F_CO C004 B 00	10
FW CW C4A5 000 68 96	F_CO C4A5 B 00	10



galvanised finish



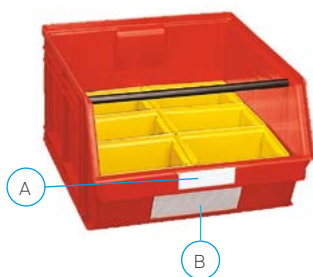
### INCLINED LABEL HOLDER

ART.	Dim. mm	For art.
FP CH C000 00 00 99	100x67	F_CO C3A2 B 00
		F_CO C003 B 00
		F_CO C004 B 00
		F_CO C4A5 B 00
FP CH Z000 00 00 99	128x90	F_CO Z5P4 E 00
		F_CO Z005 E 00

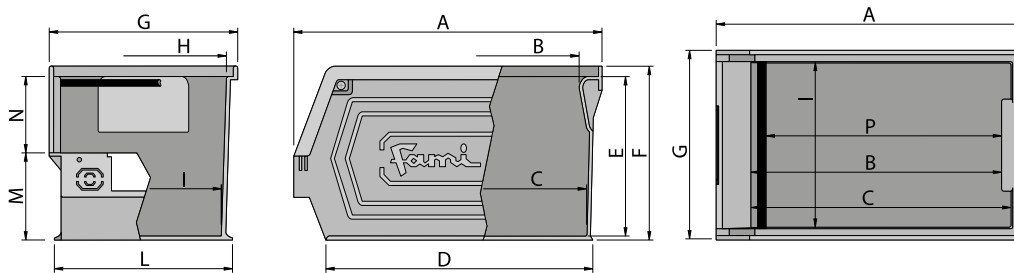


### LABELS

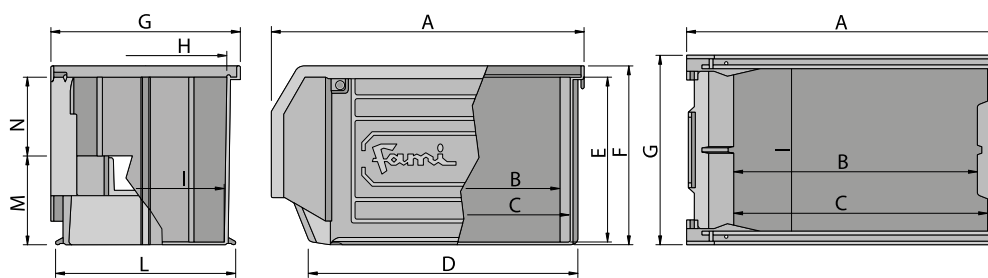
ART.	Ref.	Label dim. mm	No. labels per sheet	For art.
F PL 9020 00 00	A	49x11	80	F_CO Z000 A 00
F PL 9040 00 00		75x20	36	F_CO C001 A 00
F PL 9100 00 00		104x33	16	F_CO C002 A 00
F PL 9060 00 00		77x31	18	F_CO C3A2 B 00 F_CO Z3L5 B 00 F_CO C4A2 B 00
F PL 9080 00 00		77x42	12	F_CO C003 B 00 F_CO C004 B 00 F_CO C4A5 B 00
F PL 9120 00 00	A	127x39	10	F_CO Z5P4 E 00 F_CO Z005 E 00
F PL 9160 00 00	B	189x85	3	F_CO Z5P4 E 00 F_CO Z005 E 00



## TECHNICAL MEASURES



ART. CONTAINERS	A	B	C	D	E	F	G	H	I	L	M	N	O
FP CO Z001 A 00	77	55	55	59	32	37	50	40	39	47	18	15	-
FP CO Z000 A 00	93	63	63	67	44	52	103	92	90	99	27	21	-
FP CO Z3L5 B 00	352	295	295	307	131	146	469	439	432	455	75	60	-
FP CO Z5P4 E 00	535	412	433	452	277	300	472	436	430	459	151	132	362
FP CO Z005 E 00	720	598	618	636	276	300	471	434	428	459	150	131	545



ART. CONTAINERS	A	B	C	D	E	F	G	H	I	L	M	N
FP CO C001 A 00	169	134	134	136	66	75	102	88	87	96	35	34
FP CO C002 A 00	235	193	193	202	111	122	149	128	125	141	61	52
FP CO C3A2 B 00	342	272	285	296	130	142	209	185	182	201	71	61
FP CO C003 B 00	347	269	279	291	186	200	209	181	178	200	99	90
FP CO C4A2 B 00	501	427	440	450	129	143	311	284	279	300	75	60
FP CO C004 B 00	500	425	436	443	185	200	312	285	281	303	100	88
FP CO C4A5 B 00	501	423	433	445	286	301	313	284	279	302	150	141





# ZEUS

The polypropylene containers from our Zeus series meet any special material handling and storage need. They are easy to handle and lightweight, plus their smooth interior makes them easy to clean; in addition, they are built with sturdy edges for stacking strength and safety. Stackability, combined with high containment capacity, enables to make the most of the available space.



# SIDE REINFORCEMENT

A side reinforcement on the bottom allows boxes to be stacked while ensuring maximum safety even under full load conditions.

# BOTTOM

smooth bottom **A**



ribbed bottom **B**



45° ribbed bottom **C**



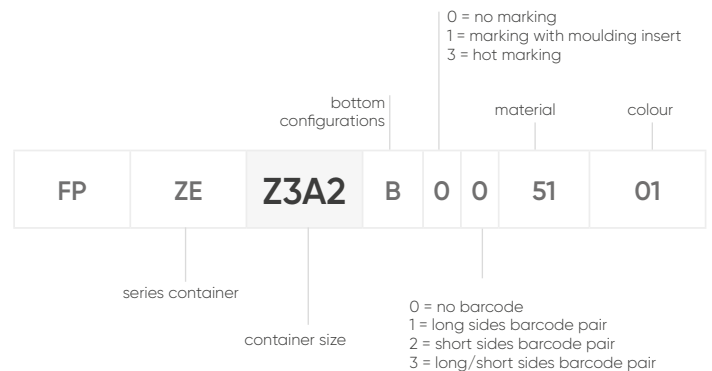
# HANDLES – SIDE



lifting bar


solid side walls

# CODING Zeus



# RAW MATERIAL

PP	PP	PP	PP	PP		
51 01	51 02	51 03	51 04	51 05	54 01	52 07
grey polypropylene	green polypropylene	red polypropylene	blue polypropylene	yellow polypropylene	grey ecogreen	black PP - ESD



## PACKAGING 1 - CARTON

Container ref.	ART.	Carton dimensions mm	Icon	Icon	
① MES. 701	FW ZE Z701 A 00	51 01	470x300x350 H	50	0,9
		51 02			
		51 03			
		51 04			
		51 05			
		54 01			
		52 07			
② MES. 702	FW ZE Z702 A 00	51 01	430x430x410 H	54	1,4
		51 02			
		51 03			
		51 04			
		51 05			
		54 01			
		52 07			
③ MES. 272-2	FW ZE Z002 B 00	51 01	640x460x500 H	54	3,6
		51 02			
		51 03			
		51 04			
		51 05			
		54 01			
		52 07			

## PACKAGING 2 - 1/2 PALLET

Container ref.	ART.	1/2 pallet dimensions mm	Icon	Icon
NOT AVAILABLE				
NOT AVAILABLE				
NOT AVAILABLE				

Material/colour range

- 51 01 grey polypropylene
- 51 02 green polypropylene
- 51 03 red polypropylene
- 51 04 blue polypropylene
- 51 05 yellow polypropylene
- 54 01 grey ecogreen



## CONTAINERS DIMENSIONS mm

- ① 145x90x70 H
- ② 145x140x70 H
- ③ 200x140x130 H      MES.      [272-2](#)
- ④ 300x200x145 H      MES.      [272-3A2](#)
- ⑤ 450x300x120 H      MES.      [272-4A2](#)
- ⑥ 450x300x200 H      MES.      [272-4](#)
- ⑦ 450x300x300 H      MES.      [272-4A5](#)
- ⑧ 630x450x300 H      MES.      [272-5](#)

### PACKAGING 3 - PALLET

Container ref.	ART.	Pallet dimensions mm	L
----------------	------	----------------------	---

NOT AVAILABLE

NOT AVAILABLE

③	FY ZE Z002 B 00	51 01	1400x1100x1660 H	810	3,6
		51 02			
		51 03			
		51 04			
		51 05			
		54 01			
		52 07			
MES. 272-2					

smooth bottom



A

ribbed bottom



B



**PACKAGING 1**  
Quantity per carton



**PACKAGING 2**  
Units on ½ pallet



**PACKAGING 3**  
Units on pallet



Volume in litres per single unit



**CUSTOMISED MARKING**  
see page 9



52 07

black  
PP - ESD











OTHER COLOURS  
ON REQUEST





AVAILABLE FROM STOCK

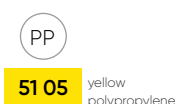
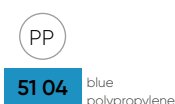
ON REQUEST

## PACKAGING 1 - CARTON

Container ref.	ART.		Carton dimensions mm							
④ MES. 272-3A2	FW ZE Z3A2 B 00		360x640x980 H	21	8,7	51 01				
						51 02				
						51 03				
						51 04				
						51 05				
						54 01				
						52 07				
⑤ MES. 272-4A2	FW ZE Z4A2 B 00		640x480x960 H	16	16,2	51 01				
						51 02				
						51 03				
						51 04				
						51 05				
						54 01				
						52 07				
⑥ MES. 272-4	FW ZE Z004 B 00		640x480x960 H	10	27	51 01				
						51 02				
						51 03				
						51 04				
						51 05				
						54 01				
						52 07				
⑦ MES. 272-4A5	FW ZE Z4A5 C 00		520x640x900 H	6	40,5	51 01				
						51 02				
						51 03				
						51 04				
						51 05				
						54 01				
						52 07				
⑧ MES. 272-5	FW ZE Z005 C 00		630x450x900 H	3	85	51 01				
						51 02				
						51 03				
						51 04				
						51 05				
						54 01				
						52 07				

## PACKAGING 2 - 1/2 PALLET

Container ref.	ART.		1/2 pallet dimensions mm							
						NOT AVAILABLE				
						NOT AVAILABLE				
						NOT AVAILABLE				
						NOT AVAILABLE				
⑧ MES. 272-5	FX ZE Z005 C 00		1300x1000x1050 H	12	85	51 01				
						51 02				
						51 03				
						51 04				
						51 05				
						54 01				
						52 07				



### PACKAGING 3 - PALLET

Container ref.	ART.		Pallet dimensions mm			
④ MES. 272-3A2	FY ZE Z3A2 B 00	51 01	1350x1100x2000 H	252	8,7	
		51 02				
		51 03				
		51 04				
		51 05				
		54 01				
⑤ MES. 272-4A2	FY ZE Z4A2 B 00	51 01	1300x1100x1900 H	128	16,2	
		51 02				
		51 03				
		51 04				
		51 05				
		54 01				
⑥ MES. 272-4	FY ZE Z004 B 00	51 01	1300x1100x2000 H	80	27	
		51 02				
		51 03				
		51 04				
		51 05				
		54 01				
⑦ MES. 272-4A5	FY ZE Z4A5 C 00	51 01	1300x1100x2160 H	56	40,5	
		51 02				
		51 03				
		51 04				
		51 05				
		54 01				
⑧ MES. 272-5	FY ZE Z005 C 00	51 01	1300x1000x2110 H	28	85	
		51 02				
		51 03				
		51 04				
		51 05				
		54 01				
		52 07				

### CONTAINERS DIMENSIONS mm

- ④ 300x200x145 H MES. [272-3A2](#)
- ⑤ 450x300x120 H MES. [272-4A2](#)
- ⑥ 450x300x200 H MES. [272-4](#)
- ⑦ 450x300x300 H MES. [272-4A5](#)
- ⑧ 630x450x300 H MES. [272-5](#)

ribbed bottom



B

45° ribbed bottom



C



**PACKAGING 1**  
Quantity per carton



**PACKAGING 2**  
Units on ½ pallet



**PACKAGING 3**  
Units on pallet



Volume in litres per single unit



**CUSTOMISED MARKING**  
see page 9



**52 07** black PP - ESD



OTHER COLOURS ON REQUEST

AVAILABLE FROM STOCK

ON REQUEST


# ZEUS



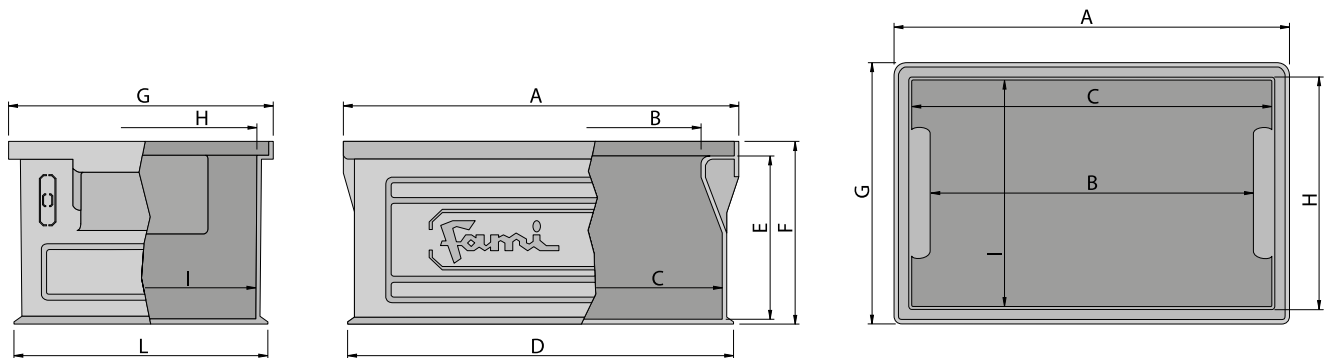


### LABELS

ART.	Label dim. mm	No. labels per sheet	For container ART.
<b>F PL 9140 00 00</b>	189x82	3	F_ ZE <b>Z4A2 B</b> 00
<b>F PL 9160 00 00</b>	189x85	3	F_ ZE <b>Z004 B</b> 00 F_ ZE <b>Z4A5 C</b> 00 F_ ZE <b>Z005 C</b> 00



### TECHNICAL MEASURES



ART. containers	A	B	C	D	E	F	G	H	I	L
FP ZE <b>Z701 A</b> 00	144	127	123	137	63	70	91	84	81	84
FP ZE <b>Z702 B</b> 00	144	126	124	137	63	70	139	132	126	132
FP ZE <b>Z002 B</b> 00	211	178	187	202	110	123	148	129	125	140
FP ZE <b>Z3A2 B</b> 00	311	255	284	303	130	144	209	184	182	201
FP ZE <b>Z4A2 B</b> 00	463	427	423	453	105	120	313	277	275	304
FP ZE <b>Z004 B</b> 00	464	403	425	452	181	197	312	288	277	301
FP ZE <b>Z4A5 C</b> 00	466	407	426	453	285	301	314	281	276	302
FP ZE <b>Z005 C</b> 00	655	570	604	638	276	299	471	435	429	458



# RK

Everything neatly arranged and clearly visible in a flexible and functional warehouse: this was the result that we achieved after we set out to design our Multibox F PK series storage polypropylene boxes and shelving. Available in ten different sizes to meet every need, the boxes are particularly suitable for spare parts dealers – thanks both to their resistance to oils and to their internal partitioning options.

## SIDE WALLS

Made of first grade polypropylene, the Multibox F PK series boxes have walls reinforced by special ribs for impact resistance.



## BOTTOM

Smooth bottom



## HANDLES

A special handle, supplied on request, facilitates lifting and handling Multibox F PK series boxes.



## MARKING



See page 956

## LABELS

Equipped with label holders, available in different sizes proportionally to the size of the boxes to which they are applied.



## DIVIDERS

Made of transparent polystyrene, bin dividers allow box internal space to be divided into several compartments.



## RAW MATERIAL



**51 04**

blue  
polypropylene



**52 07**

black  
PP - ESD



**54 01**

grey  
ecogreen

## CODING RK

0 = no marking  
1 = marking with moulding insert  
3 = hot marking

						material	colour
FP	RK	4016	0	0	0	51	04



series container

width



length



## PACKAGING 1 - CARTON

Container ref.	ART.	 Carton dimensions mm	
①	FW RK 3012 000	51 04 54 01 52 07	970x310x385 H 32
②	FW RK 4012 000	51 04 54 01 52 07	970x415x390 H 32
③	FW RK 5012 000	51 04 54 01 52 07	970x515x390 H 32
④	FW RK 3016 000	51 04 54 01 52 07	970x310x390 H 24
⑤	FW RK 4016 000	51 04 54 01 52 07	970x415x400 H 24
⑥	FW RK 5016 000	51 04 54 01 52 07	970x515x390 H 24
⑦	FW RK 6016 000	51 04 54 01 52 07	970x620x390 H 24
⑧	FW RK 4024 000	51 04 54 01 52 07	970x415x400 H 16
⑨	FW RK 5024 000	51 04 54 01 52 07	970x515x390 H 16

## PACKAGING 3 - PALLET

Container ref.	ART.	 Pallet dimensions mm	
①	FY RK 3012 000	51 04 54 01 52 07	1300x1000x1700 H 512
②	FY RK 4012 000	51 04 54 01 52 07	1300x1000x1700 H 384
③	FY RK 5012 000	51 04 54 01 52 07	1050x1000x1700 H 256
④	FY RK 3016 000	51 04 54 01 52 07	1300x1000x1700 H 384
⑤	FY RK 4016 000	51 04 54 01 52 07	1300x1000x1700 H 288
⑥	FY RK 5016 000	51 04 54 01 52 07	1050x1000x1700 H 192
⑦	FY RK 6016 000	51 04 54 01 52 07	1300x1000x1700 H 192
⑧	FY RK 4024 000	51 04 54 01 52 07	1300x1000x1700 H 192
⑨	FY RK 5024 000	51 04 54 01 52 07	1050x1000x1700 H 128

 Material/colour range
 
 PP
 





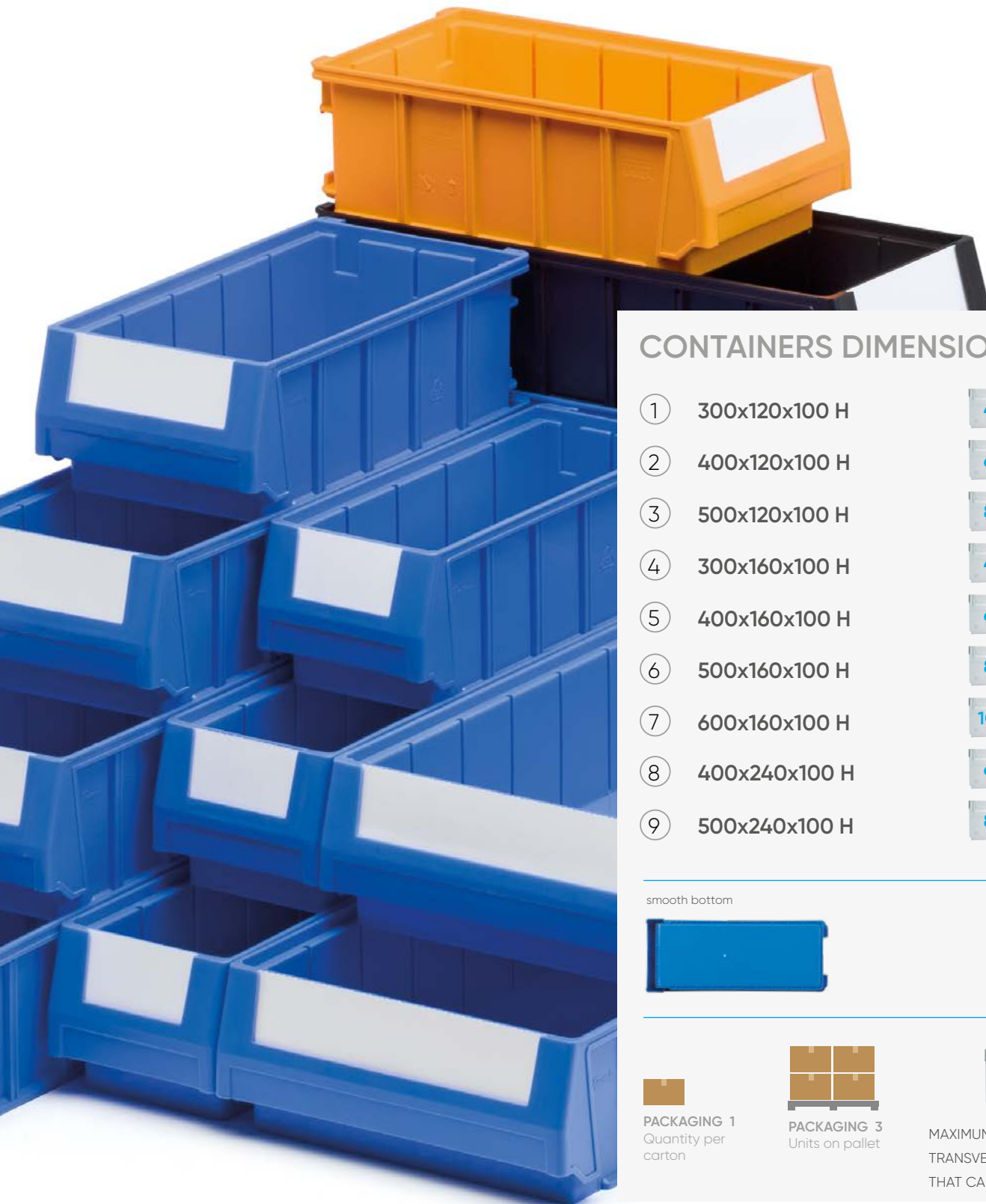
 51 04 blue polypropylene
 

 54 01 grey ecogreen
 

 52 07 black PP - ESD
 

 OTHER COLOURS ON REQUEST
 

 AVAILABLE FROM STOCK



## CONTAINERS DIMENSIONS mm

①	300x120x100 H	4
②	400x120x100 H	6
③	500x120x100 H	8
④	300x160x100 H	4
⑤	400x160x100 H	6
⑥	500x160x100 H	8
⑦	600x160x100 H	10
⑧	400x240x100 H	6
⑨	500x240x100 H	8

smooth bottom



**PACKAGING 1**  
Quantity per carton



**PACKAGING 3**  
Units on pallet



**MAXIMUM QUANTITY OF TRANSVERSAL DIVIDERS THAT CAN BE INSERTED**





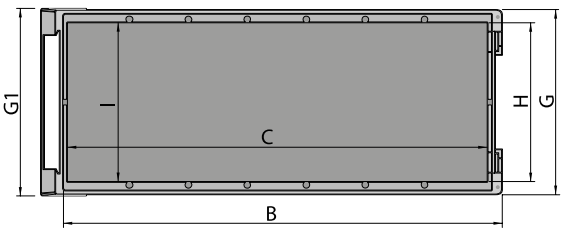
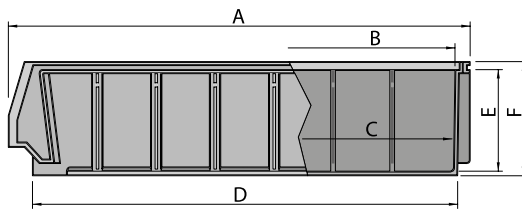
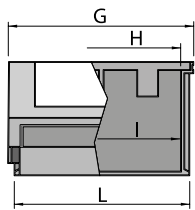
⑩



⑪

## PACKAGING 1 - CARTON

Container ref.	ART.		Carton dimensions mm	
⑩	FW RK 6516 000	52 07	980x670x390 H	24
⑪	FW RK 4314 000	51 04	450x410x460 H	30



ART. stacking container	A	B	C	D	E	F	G	G1	H	I	L
FP RK 3012 000	299	262	257	265	89	100	121	121	98	95	112
FP RK 4012 000	401	365	357	367	89	100	121	121	98	96	111
FP RK 5012 000	503	466	461	468	89	100	120	120	97	95	112
FP RK 3016 000	299	263	260	267	89	100	160	162	138	136	151
FP RK 4016 000	399	363	358	367	89	100	160	162	138	136	150
FP RK 5016 000	499	464	460	467	89	100	159	162	139	136	150
FP RK 6016 000	601	565	560	569	89	100	160	162	138	136	151
FP RK 4024 000	401	363	358	367	89	100	240	242	216	215	232
FP RK 5024 000	504	466	461	469	89	100	241	243	217	215	231
FP RK 6516 000	655	618	613	621	88	101	161	163	138	136	151
FP RK 4314 000	434	421	403	420	70	79	139	139	122	121	127



**51 04** blue polypropylene



**52 07** black PP - ESD

 OTHER COLOURS ON REQUEST

 AVAILABLE FROM STOCK



## CONTAINERS DIMENSIONS mm

⑩ 650x160x100 H

11

⑪ 435x140x80 H

7

smooth bottom



**PACKAGING 1**  
Quantity per carton



**MAXIMUM QUANTITY OF  
TRANSVERSAL DIVIDERS  
THAT CAN BE INSERTED**





## PLINTHS

ART.	dim. mm	for shelves ART.
FP RK F300 000 00 01	485x275x90 H	FP RK BX30 000 00 01
FP RK F400 000 00 01	485x375x90 H	FP RK BX40 000 00 01
FP RK F500 000 00 01	485x475x90 H	FP RK BX50 000 00 01
FP RK F600 000 00 01	485x575x90 H	FP RK BX60 000 00 01

01  
RAL 7000



## SAFETY GUARDS FOR STACKING HOUSING

ART.	dim. mm	for shelves ART.
FP RK S500 000 00 99	485x275x90 H	FP RK BX30 000 00 01 FP RK BX40 000 00 01 FP RK BX50 000 00 01 FP RK BX60 000 00 01



## GUIDES FOR STACKING HOUSINGS

ART.	for shelves ART.
F ST 9830 00 99	FP RK BX30 000 00 01
F ST 9840 00 99	FP RK BX40 000 00 01
F ST 9850 00 99	FP RK BX50 000 00 01
F ST 9860 00 99	FP RK BX60 000 00 01



## HANDLES

ART.	dim. mm	for containers ART.
FP RK H120 000	51 04	70x90 H FP RK 3012 000 FP RK 4012 000 FP RK 5012 000
	54 01	
	52 07	
FP RK H160 000	51 04	110x90 H FP RK 3016 000 FP RK 4016 000 FP RK 5016 000 FP RK 6016 000
	54 01	
	52 07	
FP RK H240 000	51 04	120x80 H FP RK 4024 000 FP RK 5024 000
	54 01	
	52 07	



## GALVANISED STOPS FOR CHESTS OF DRAWERS

ART.	Ø mm	for containers ART.
FP RK S120 000 10 99	3	FP RK 3012 000 FP RK 4012 000 FP RK 5012 000
FP RK S160 000 20 99	3	FP RK 3016 000 FP RK 4016 000 FP RK 5016 000 FP RK 6016 000 FP RK 4024 000 FP RK 5024 000



### GALVANISED SIDEWAYS DIVIDERS

ART.	dim. mm	for containers ART.
FP RK D300 000 00 99	268x88 H	FP RK 3012 000 FP RK 3016 000
FP RK D400 000 00 99	368x88 H	FP RK 4012 000 FP RK 4016 000 FP RK 4024 000
FP RK D500 000 00 99	468x88 H	FP RK 5012 000 FP RK 5016 000 FP RK 5024 000
FP RK D600 000 00 99	568x88 H	FP RK 6012 000



### FRONT TO BACK DIVIDERS

ART.	dim. mm	for containers ART.
FP RK D120 000	100x90 H	FP RK 3012 000 FP RK 4012 000 FP RK 5012 000
FP RK D160 000	145x90 H	FP RK 3016 000 FP RK 4016 000 FP RK 5016 000 FP RK 6016 000
FP RK D240 000	225x90 H	FP RK 4024 000 FP RK 5024 000



### LABELS FOR FRONT TO BACK DIVIDERS

ART.	label dim. mm	no. labels per sheet	for dividers ART.
F PK 9520 00 00	80x24	24	FP RK D120 000
F PK 9560 00 00	121x24	16	FP RK D160 000 FP RK D240 000



### LABELS FOR CONTAINERS


ART.	label dim. mm	no. labels per sheet	for containers ART.
F PK 9410 00 00	81x42	12	FP RK 3012 000 FP RK 4012 000 FP RK 5012 000
F PK 9580 00 00	121x44	8	FP RK 3016 000 FP RK 4016 000 FP RK 5016 000 FP RK 6016 000 FP RK 4314 000
F PK 9600 00 00	200x43	6	FP RK 4024 000 FP RK 5024 000

# RK-BOX



RK boxes are ideally suitable for special RK-BOX racking systems: made of sheet steel, they have been designed according to modular criteria to meet multiple operational needs. In the upper part, the rack has two positioning wings to facilitate stacking, while a plinth can be inserted in the lower part. Shelving units of the same depth, or of decreasing depth, can be placed on top of each other. The shelves are fixed and have slots for inserting guides to ensure box sliding.

## FRONT STOP



The racks can be installed on vans. In this case, it is advisable to use special galvanised steel stops to prevent the boxes from slipping off.

## REAR STOP



Galvanised steel retainer that prevents the boxes from slipping off the shelves when they are pulled out.



## RACK STACKING



## PLINTH INSERTION

Courtesy of Fral srl





ART.	Dim. mm
FP RK BX30 000 00 01	500x300x545 H

01  
RAL 7000



ART.	Dim. mm
FP RK BX31 000 00 01	500x300x545 H

COMPLETE WITH 16 PCS. ART. FP RK 3012 000 51 04

01  
RAL 7000



ART.	Dim. mm
FP RK BX32 000 00 01	500x300x545 H

COMPLETE WITH 12 PCS. ART. FP RK 3016 000 51 04

01  
RAL 7000



ART.	Dim. mm
FP RK BX33 000 00 01	500x300x545 H

COMPLETE WITH 8 PCS. ART. FP RK 3012 000 51 04  
6 PCS. ART. FP RK 3016 000 51 04

01  
RAL 7000



# RK-BOX

## 500x400x545 mm H



ART.	Dim. mm
<b>FP RK BX40 000 00 01</b>	500x400x545 H

01  
RAL 7000



ART.	Dim. mm
<b>FP RK BX41 000 00 01</b>	500x400x545 H

COMPLETE WITH 16 PCS. ART. FP RK 4012 000 51 04

01  
RAL 7000



ART.	Dim. mm
<b>FP RK BX42 000 00 01</b>	500x400x545 H

COMPLETE WITH 12 PCS. ART. FP RK 4016 000 51 04

01  
RAL 7000



ART.	Dim. mm
<b>FP RK BX43 000 00 01</b>	500x400x545 H

COMPLETE WITH 8 PCS. ART. FP RK 4012 000 51 04

6 PCS. ART. FP RK 4016 000 51 04

01  
RAL 7000



ART.	Dim. mm
<b>FP RK BX44 000 00 01</b>	500x400x545 H

COMPLETE WITH 8 PCS. ART. FP RK 4024 000 51 04

01  
RAL 7000



ART.	Dim. mm
<b>FP RK BX45 000 00 01</b>	500x400x545 H

COMPLETE WITH 8 PCS. ART. FP RK 4012 000 51 04

4 PCS. ART. FP RK 4024 000 51 04

01  
RAL 7000



ART.	Dim. mm
<b>FP RK BX46 000 00 01</b>	500x400x545 H

COMPLETE WITH 6 PCS. ART. FP RK 4016 000 51 04

4 PCS. ART. FP RK 4024 000 51 04

01  
RAL 7000



ART.	Dim. mm
<b>FP RK BX47 000 00 01</b>	500x400x545 H

COMPLETE WITH 4 PCS. ART. FP RK 4012 000 51 04

6 PCS. ART. FP RK 4016 000 51 04

2 PCS. ART. FP RK 4024 000 51 04

01  
RAL 7000



# RK-BOX

## 500x500x545 mm H



ART.	Dim. mm
FP RK BX50 000 00 01	500x500x545 H

01  
RAL 7000



ART.	Dim. mm
FP RK BX52 000 00 01	500x500x545 H

COMPLETE WITH 12 PCS. ART. FP RK 5016 000 51 04

01  
RAL 7000



ART.	Dim. mm
FP RK BX54 000 00 01	500x500x545 H

COMPLETE WITH 8 PCS. ART. FP RK 5024 000 51 04

01  
RAL 7000



ART.	Dim. mm
FP RK BX56 000 00 01	500x500x545 H

COMPLETE WITH 6 PCS. ART. FP RK 5016 000 51 04

01 4 PCS. ART. FP RK 5024 000 51 04  
RAL 7000



ART.	Dim. mm
FP RK BX51 000 00 01	500x500x545 H

COMPLETE WITH 16 PCS. ART. FP RK 5012 000 51 04

01  
RAL 7000



ART.	Dim. mm
FP RK BX53 000 00 01	500x500x545 H

COMPLETE WITH 8 PCS. ART. FP RK 5012 000 51 04

6 PCS. ART. FP RK 5016 000 51 04  
RAL 7000



ART.	Dim. mm
FP RK BX55 000 00 01	500x500x545 H

COMPLETE WITH 8 PCS. ART. FP RK 5012 000 51 04

01 4 PCS. ART. FP RK 5024 000 51 04  
RAL 7000



ART.	Dim. mm
FP RK BX57 000 00 01	500x500x545 H

COMPLETE WITH 4 PCS. ART. FP RK 5012 000 51 04

01 6 PCS. ART. FP RK 5016 000 51 04  
RAL 7000 2 PCS. ART. FP RK 5024 000 51 04



ART.	Dim. mm
FP RK BX60 000 00 01	500x600x545 H

01  
RAL 7000



ART.	Dim. mm
FP RK BX61 000 00 01	500x600x545 H

COMPLETE WITH 12 PCS. ART. FP RK 6016 000 51 04

01  
RAL 7000





# PRACTIBOX

The Practibox series chests of drawers consist of a grey ABS structure and transparent high strength polystyrene drawers.

Available in different models by depth and height, they all have a width of 600 mm which allows them to be stacked in a variety of combinations.

# DRAWERS



The drawers, made of high strength transparent polystyrene, are housed in a special ABS container, designed to be fitted on Practibox series shelves or trolleys or fixed to the wall with anchors.

# STACKING



Available in different models by depth and height, Practibox series chests of drawers all feature a width of 600 mm. Thanks to this feature, modules of the same depth and of decreasing depth can be stacked, allowing for a variety of combinations.

# FRONTAL OPENING

Featuring a convenient tilting opening, the Practibox series drawer units ensure optimal access to the contained product.

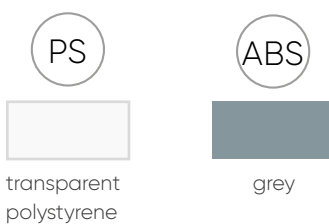


# ORGANISATION

Equipped with a practical handle, the Practibox series drawer units optimally respond to the most diverse needs.



# RAW MATERIAL



# CODING Practibox

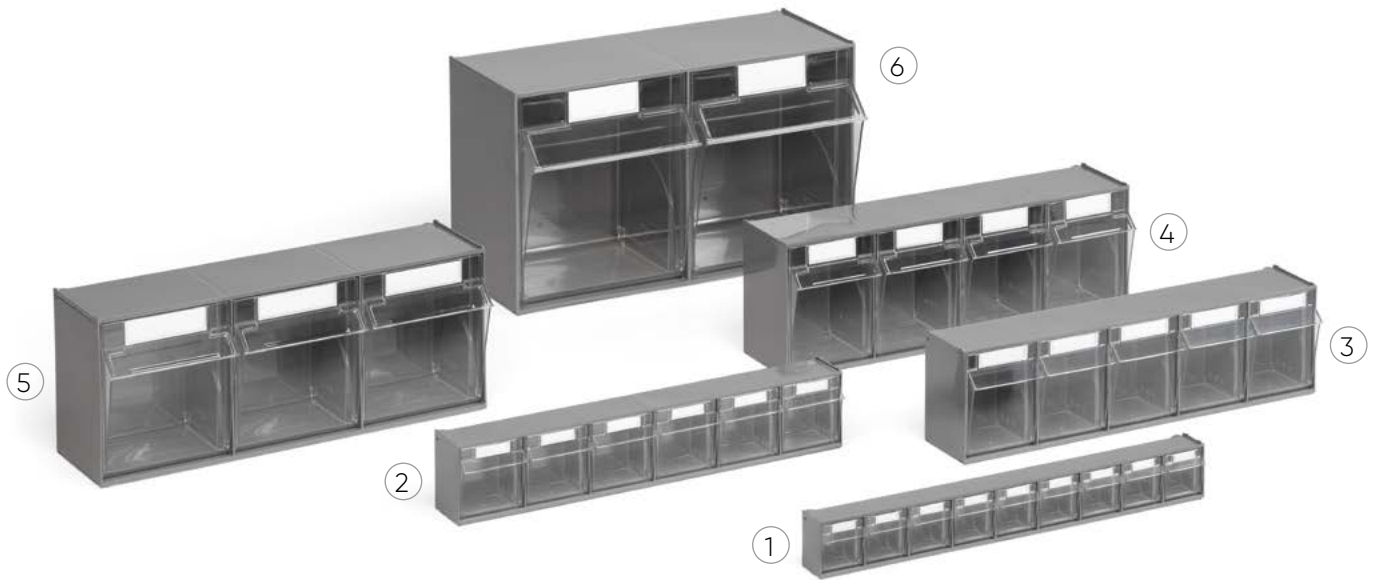
FP	PR	<b>9077</b>	000	00	01
----	----	-------------	-----	----	----

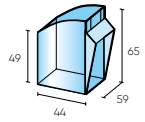
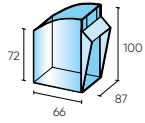
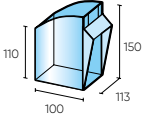
container series

colours

The first digit indicates the number of tilting drawers.  
The next 3 digits indicate the height of the chest of drawers.

# PRACTIBOX



Ref.	ART.	Chest of drawers dimensions mm	Packing pcs	Drawer dim. mm
①	FP PR 9077 000 00 01	600x69x77 H	2	
②	FP PR 6112 000 00 01	600x98x112 H	2	
③	FP PR 5164 000 00 01	600x141x164 H	1	

PS

ABS



Ref.	ART.	Chest of drawers dimensions mm	Packing pcs	Drawer dim. mm
④	FP PR 4206 000 00 01	600x174x206 H	1	
⑤	FP PR 3240 000 00 01	600x209x240 H	1	
⑥	FP PR 2353 000 00 01	600x311x353 H	1	

# PRACTIBOX



BENCH FRAME

ART.	Dim. mm
FP PR D050 000 00 01	610x150x500 H

01  
RAL 7000

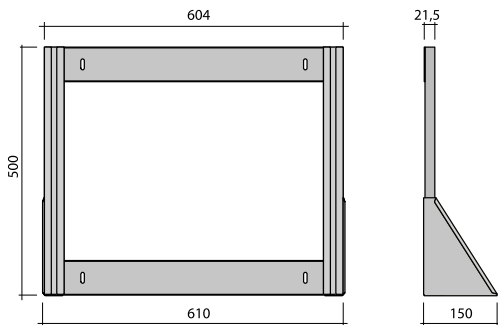


BENCH FRAME WITH CHESTS OF DRAWERS

ART.	Dim. mm
FP PR D050 015 03 01	610x189,5x500 H

COMPLETE WITH:  
 1 ART. FP PR 6112 000 0001  
 1 ART. FP PR 5164 000 0001  
 1 ART. FP PR 4206 000 0001

01  
RAL 7000



A practical support suitable for containing Practibox drawers units, this frame is designed to be placed on the workbench for the operator to always have a small warehouse ready at hand. Made of painted sheet steel, it is supplied in RAL 7000 grey colour.



# PRACTIBOX



(A)



(B) 36 total drawers



(C) 21 total drawers



(D) 10 total drawers

## WALL FRAME

Ref.	ART.	Dim. mm	Chests of drawers included	Quantity
(A)	FP PR F030 000 00 01	600x28x300 H	-	-
(B)	FP PR F030 036 01 01	600x78x308 H	FP PR 9077 000 00 01	4
(C)	FP PR F030 021 02 01	600x107x300 H	FP PR 9077 000 00 01 FP PR 6112 000 00 01	1 2
(D)	FP PR F030 010 01 01	600x150x328 H	FP PR 5164 000 00 01	2

01  
RAL 7000



(A)



(B) 54 total drawers



(C) 36 total drawers



(D) 15 total drawers

## WALL FRAME

Ref.	ART.	Dim. mm	Chests of drawers included	Quantity
(A)	FP PR F050 000 00 01	600x28x500 H	-	-
(B)	FP PR F050 054 01 01	600x78x500 H	FP PR 9077 000 00 01	6
(C)	FP PR F050 036 02 01	600x107x500 H	FP PR 9077 000 00 01 FP PR 6112 000 00 01	2 3
(D)	FP PR F050 015 03 01	600x183x500 H	FP PR 6112 000 00 01 FP PR 5164 000 00 01 FP PR 4206 000 00 01	1 1 1

01  
RAL 7000



(A)



(B) 72 total drawers



(C) 39 total drawers




(D) 28 total drawers

WALL FRAME

Ref.	ART.	Dim. mm	Chests of drawers included	Quantity
(A)	FP PR F065 000 00 01	600x28x650 H	-	-
(B)	FP PR F065 072 01 01	600x78x650 H	FP PR 9077 000 00 01	8
(C)	FP PR F065 039 02 01	600x107x650 H	FP PR 9077 000 00 01 FP PR 6112 000 00 01	1 5
(D)	FP PR F065 028 02 01	600x150x664 H	FP PR 6112 000 00 01 FP PR 5164 000 00 01	3 2

01  
RAL 7000



(A)



(B) 84 total drawers



(C) 54 total drawers




(D) 29 total drawers

WALL FRAME

Ref.	ART.	Dim. mm	Chests of drawers included	Quantity
(A)	FP PR F100 000 00 01	600x41x1000 H	-	-
(B)	FP PR F100 084 02 01	600x113x1022 H	FP PR 9077 000 00 01 FP PR 6112 000 00 01	6 5
(C)	FP PR F100 054 01 01	600x113x1008 H	FP PR 6112 000 00 01	9
(D)	FP PR F100 029 04 01	600x224x1000 H	FP PR 6112 000 00 01 FP PR 5164 000 00 01 FP PR 4206 000 00 01 FP PR 3240 000 00 01	2 2 1 1

01  
RAL 7000

# PRACTIBOX



H 1500 mm



(B) 123 total drawers



(C) 84 total drawers




(D) 64 total drawers

## WALL FRAME

Ref.	ART.	Dim. mm	Chests of drawers included	Quantity
(A)	FP PR F150 000 00 01	600x41x1500 H	-	-
(B)	FP PR F150 123 02 01	600x113x1500 H	FP PR 9077 000 00 01 FP PR 6112 000 00 01	9 7
(C)	FP PR F150 084 01 01	600x113x1568 H	FP PR 6112 000 00 01	14
(D)	FP PR F150 064 05 01	600x224x1540 H	FP PR 9077 000 00 01 FP PR 6112 000 00 01 FP PR 5164 000 00 01 FP PR 4206 000 00 01 FP PR 3240 000 00 01	2 4 3 1 1

01  
RAL 7000





(A)



(B) 132 total drawers



(C) 99 total drawers



(D) 66 total drawers


WALL FRAME

Ref.	ART.	Dim. mm	Chests of drawers included	Quantity
(A)	FP PR F175 000 00 01	600x41x1750 H	-	-
(B)	FP PR F175 132 02 01	600x113x1750 H	FP PR 9077 000 00 01 FP PR 6112 000 00 01	8 10
(C)	FP PR F175 099 02 01	600x113x1757 H	FP PR 9077 000 00 01 FP PR 6112 000 00 01	1 15
(D)	FP PR F175 066 05 01	600x224x1750 H	FP PR 9077 000 00 01 FP PR 6112 000 00 01 FP PR 5164 000 00 01 FP PR 4206 000 00 01 FP PR 3240 000 00 01	1 6 2 2 1

01  
RAL 7000



# PRACTIBOX



H 1950 mm

(A)



(B) 144 total drawers



(C) 100 total drawers



(D) 43 total drawers

## WALL FRAME

Ref.	ART.	Dim. mm	Chests of drawers included	Quantity
(A)	FP PR F195 000 00 01	600x41x1950 H	-	-
(B)	FP PR F195 144 02 01	600x113x1960 H	FP PR 9077 000 00 01 FP PR 6112 000 00 01	8 12
(C)	FP PR F195 100 03 01	600x156x1950 H	FP PR 9077 000 00 01 FP PR 6112 000 00 01 FP PR 5164 000 00 01	3 8 5
(D)	FP PR F195 043 04 01	600x326x1989 H	FP PR 5164 000 00 01 FP PR 4206 000 00 01 FP PR 3240 000 00 01 FP PR 2353 000 00 01	6 2 1 1

01  
RAL 7000

## BASE SHELVES




### ART. F PG 0610 00 01

width mm 600  
depth mm 300  
height mm 100  
FIXING SCREWS INCLUDED  
Colour grey RAL 7000



# PRACTIBOX



(A) Working H (mm) for drawer units insertion 1400 mm



(B) 114 total drawers



(C) 78 total drawers




(D) 58 total drawers

## FRAME WITH BASE

Ref.	ART.	Dim. mm	Chests of drawers included	Quantity
(A)	FP PR D150 000 00 01	600x325x1500 H	-	-
(B)	FP PR D150 114 02 01	600x325x1500 H	FP PR 9077 000 00 01 FP PR 6112 000 00 01	8 7
(C)	FP PR D150 078 01 01	600x325x1556 H	FP PR 6112 000 00 01	13
(D)	FP PR D150 058 05 01	600x325x1528 H	FP PR 9077 000 00 01 FP PR 6112 000 00 01 FP PR 5164 000 00 01 FP PR 4206 000 00 01 FP PR 3240 000 00 01	2 3 3 1 1

01  
RAL 7000



(A) Working H (mm) for drawer units insertion 1650 mm

(B) 112 total drawers

(C) 62 total drawers


(D) 57 total drawers

FRAME WITH BASE

Ref.	ART.	Dim. mm	Chests of drawers included	Quantity
(A)	FP PR D175 000 00 01	600x325x1750 H	-	-
(B)	FP PR D175 112 03 01	600x325x1786 H	FP PR 9077 000 00 01 FP PR 6112 000 00 01 FP PR 5164 000 00 01	6 8 2
(C)	FP PR D175 062 05 01	600x325x1750 H	FP PR 9077 000 00 01 FP PR 6112 000 00 01 FP PR 5164 000 00 01 FP PR 4206 000 00 01 FP PR 3240 000 00 01	2 3 3 2 1
(D)	FP PR D175 057 03 01	600x325x1770 H	FP PR 6112 000 00 01 FP PR 5164 000 00 01 FP PR 4206 000 00 01	5 3 3

01  
RAL 7000

# PRACTIBOX



H 1950 mm



(A) Working H (mm) for drawer units insertion 1850 mm

(B) 117 total drawers

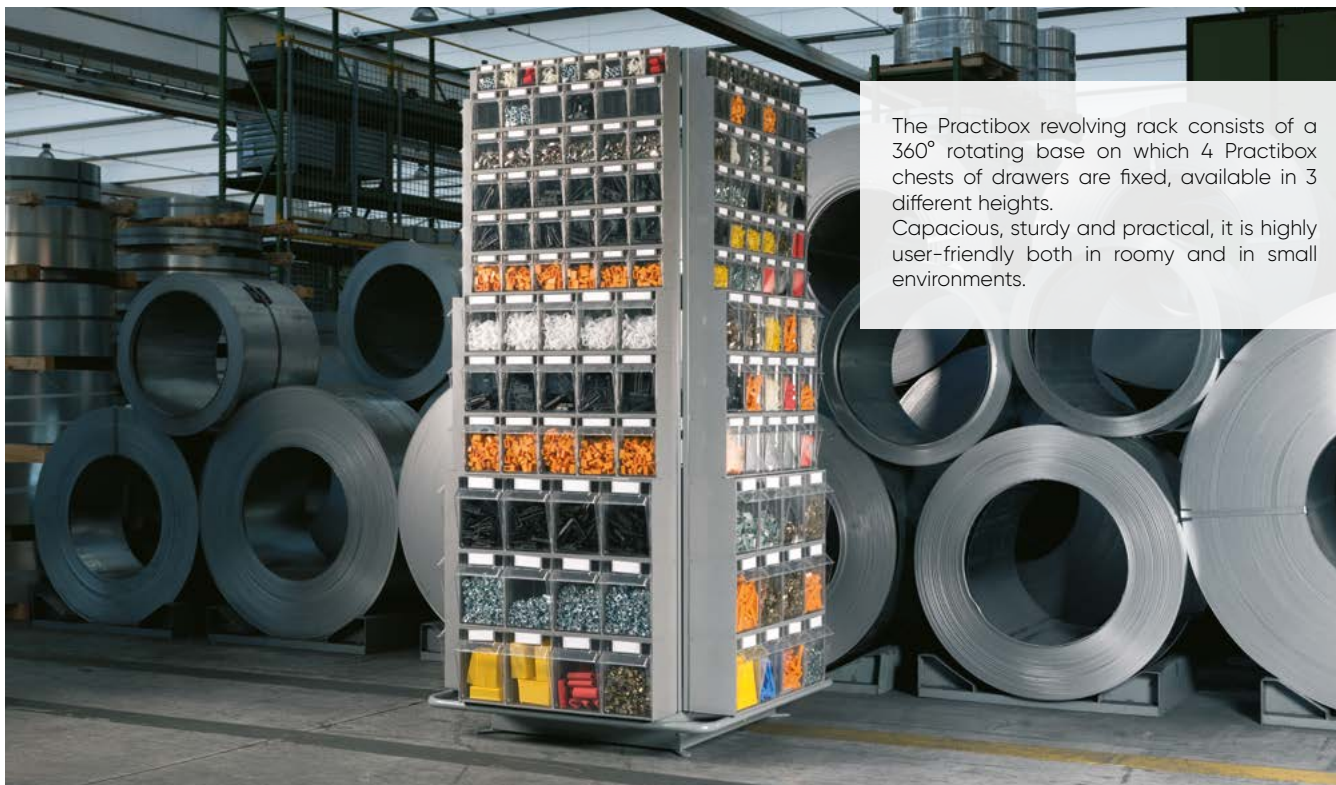
(C) 66 total drawers

(D) 61 total drawers

## FRAME WITH BASE

Ref.	ART.	Dim. mm	Chests of drawers included	Quantity
(A)	FP PR D195 000 00 01	600x325x1950 H	-	-
(B)	FP PR D195 117 04 01	600x325x1950 H	FP PR 9077 000 00 01 FP PR 6112 000 00 01 FP PR 5164 000 00 01 FP PR 4206 000 00 01	6 9 1 1
(C)	FP PR D195 066 05 01	600x325x1950 H	FP PR 9077 000 00 01 FP PR 6112 000 00 01 FP PR 5164 000 00 01 FP PR 4206 000 00 01 FP PR 3240 000 00 01	2 3 3 3 1
(D)	FP PR D195 061 03 01	600x325x1976 H	FP PR 6112 000 00 01 FP PR 5164 000 00 01 FP PR 4206 000 00 01	5 3 4

01  
RAL 7000

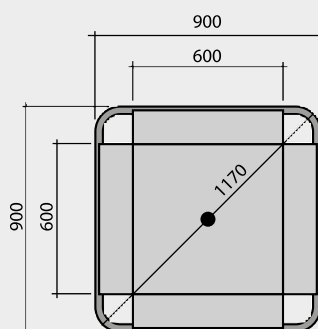
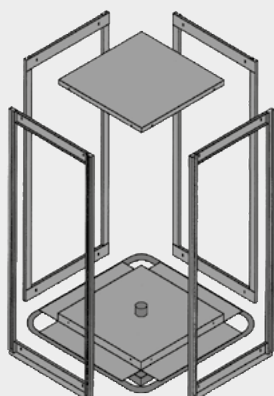


The Practibox revolving rack consists of a 360° rotating base on which 4 Practibox chests of drawers are fixed, available in 3 different heights. Capacious, sturdy and practical, it is highly user-friendly both in roomy and in small environments.

## REVOLVING STRUCTURE

ART.	Dim. mm	Frames	Chests of drawers included	Quantity
FP PR R186 260 04 01	900x900x1865 H	4 x FP PR F175 000 00 01	FP PR 9077 000 00 01 FP PR 6112 000 00 01 FP PR 5164 000 00 01 FP PR 4206 000 00 01	2 18 22 6
FP PR R161 000 00 01	900x900x1615 H	4 x FP PR F150 000 00 01	-	-
FP PR R186 000 00 01	900x900x1865 H	4 x FP PR F175 000 00 01	-	-
FP PR R206 000 00 01	900x900x2065 H	4 x FP PR F195 000 00 01	-	-

01  
RAL 7000



THE SHELVING UNITS MUST BE FIXED TO THE FLOOR

# PRACTIBOX



## VERTICAL SYSTEM

The vertical system consists of a modular cabinet to be completed by inserting drawers and with Practibox drawer units. The cabinet consists of a steel structure, specially shaped and strengthened to withstand heavy loads: it is supplied as standard with a single drawer opening device and must be fixed to the floor or a wall. The drawers slide on telescopic guides installed on ball bearings that guarantee easy opening even under full load conditions.

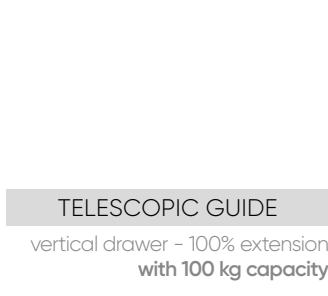


CLOSURE OF THE UNIT



DISTRIBUTION PLATE

standard in the vertical drawer with 400 kg capacity



TELESCOPIC GUIDE

vertical drawer - 100% extension with 100 kg capacity



TELESCOPIC GUIDE

vertical drawer - 100% extension with 400 kg capacity



## FIXING material

### ART. F SR 8999 00 99

Fixing kit for one side panel consisting of 2 m10x90 mm steel expansion bolts for non-cracked concrete floors, class higher than or equal to c20/25.



## CODING vertical system

		L = lock U = without lock		Extractable drawer capacity 1 = 100 kg 4 = 400 kg		
		Number of vertical drawers				
FP	PR	<b>C 4 1 L</b>	720	5	1	01
		Total number of tilting drawers		Cabinet working width mm 5 = 54 EH (967 mm) 7 = 78 EH (1375 mm)		

# PRACTIBOX

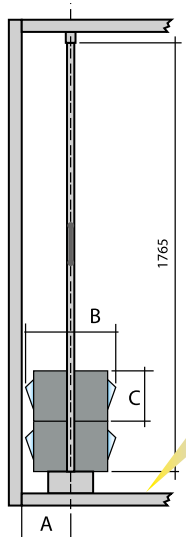
## CABINETS WITH VERTICAL DRAWERS CAPACITY 100 kg

### CABINETS WITHOUT VERTICAL DRAWERS

ART. with lock	ART. without lock	Dim. mm	Cabinet working width mm	
FP PR COOL 000 50 01	FP PR COOU 000 50 01	1073x705x2000 H	967	
FP PR COOL 000 70 01	FP PR COOU 000 70 01	1481x705x2000 H	1375	

### VERTICAL DRAWER CAPACITY 100 kg

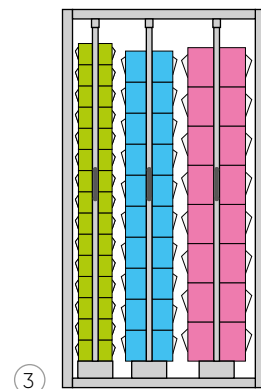
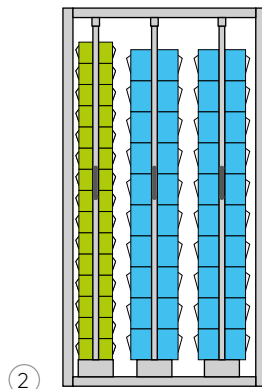
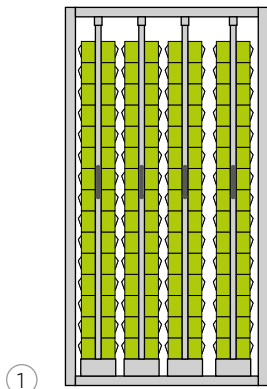
ART.	Dim. mm	Cabinet working width mm	
FP PR C000 000 01 01	705x1900 H	1765	



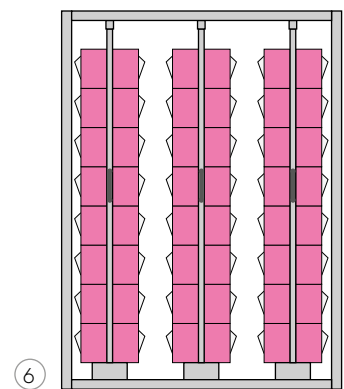
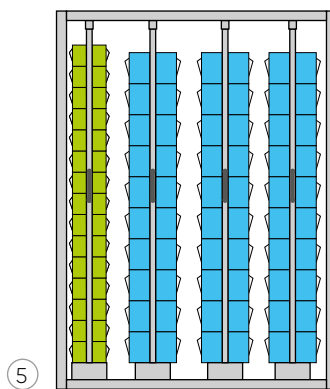
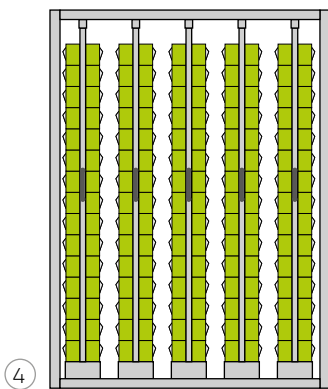
ART. chests of drawers	A	B*	C	quantity for side
FP PR 2353 000 00 01	330,5	650	352	5
FP PR 3240 000 00 01	228,5	445	241	7
FP PR 4206 000 00 01	203,5	380	207	8
FP PR 5164 000 00 01	177,5	315	164	10
FP PR 6112 000 00 01	126,5	225	112	15
FP PR 9077 000 00 01	101,5	170	77	22

B\* - see usable cabinet width without drawers





Ref.	ART. with lock	ART. without lock	Dim. mm	Including Practibox	Quantity
①	FP PR C41L 000 51 01	FP PR C41U 000 51 01	1073x705x2000 H	-	-
	FP PR C41L 720 51 01	FP PR C41U 720 51 01		FP PR 6112 000 00 01	120
②	FP PR C32L 000 51 01	FP PR C32U 000 51 01	1073x705x2000 H	-	-
	FP PR C32L 380 51 01	FP PR C32U 380 51 01		FP PR 6112 000 00 01	30
				FP PR 5164 000 00 01	40
③	FP PR C33L 000 51 01	FP PR C33U 000 51 01	1073x705x2000 H	-	-
	FP PR C33L 344 51 01	FP PR C33U 344 51 01		FP PR 6112 000 00 01	30
				FP PR 5164 000 00 01	20
				FP PR 4206 000 00 01	16



Ref.	ART. with lock	ART. without lock	Dim. mm	Including Practibox	Quantity
④	FP PR C51L 000 71 01	FP PR C51U 000 71 01	1481x705x2000 H	-	-
	FP PR C51L 900 71 01	FP PR C51U 900 71 01		FP PR 6112 000 00 01	150
⑤	FP PR C42L 000 71 01	FP PR C42U 000 71 01	1481x705x2000 H	-	-
	FP PR C42L 480 71 01	FP PR C42U 480 71 01		FP PR 6112 000 00 01	30
				FP PR 5164 000 00 01	60
⑥	FP PR C31L 000 71 01	FP PR C31U 000 71 01	1481x705x2000 H	-	-
	FP PR C31L 192 71 01	FP PR C31U 192 71 01		FP PR 4206 000 00 01	48

# PRACTIBOX

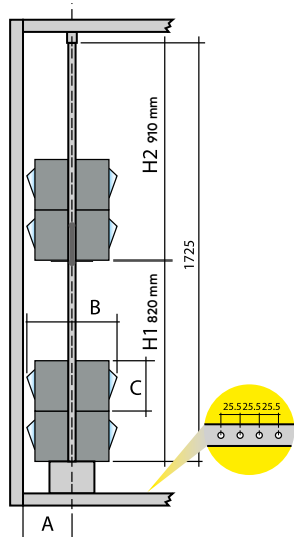
## CABINETS WITH VERTICAL DRAWERS CAPACITY 400 kg

### CABINETS WITHOUT VERTICAL DRAWERS

ART. with lock	ART. without lock	Dim. mm	Cabinet working width mm
FP PR COOL 000 50 01	FP PR COOU 000 50 01	1073x705x2000 H	967
FP PR COOL 000 70 01	FP PR COOU 000 70 01	1481x705x2000 H	1375

### VERTICAL DRAWER CAPACITY 400 kg

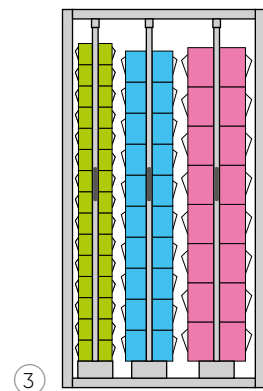
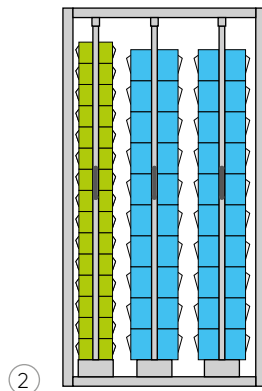
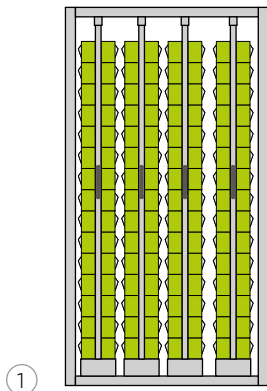
ART.	Dim. mm	Drawer working height mm
FP PR C000 000 04 01	705x1900 H	1765



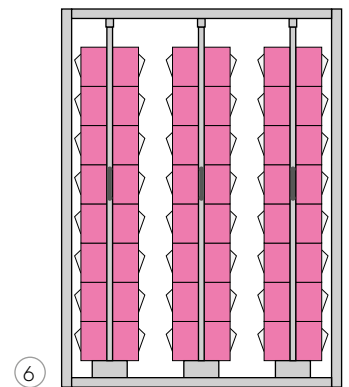
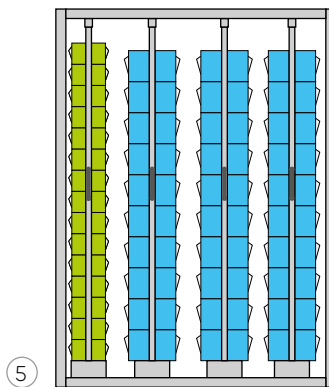
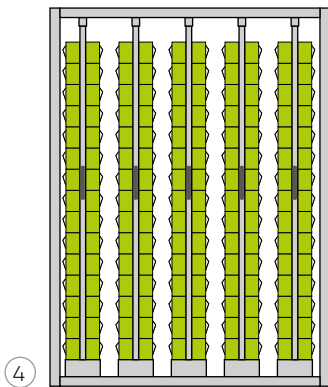
ART. chests of drawers	A	B*	C	quantity H1	quantity H2
FP PR 2353 000 00 01	330,5	650	352	2	2
FP PR 3240 000 00 01	228,5	445	241	3	3
FP PR 4206 000 00 01	203,5	380	207	4	4
FP PR 5164 000 00 01	177,5	315	164	5	5
FP PR 6112 000 00 01	126,5	225	112	7	8
FP PR 9077 000 00 01	101,5	170	77	10	11

B\* - see usable cabinet width without drawers



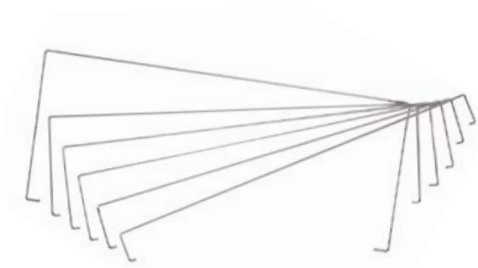


Ref.	ART. with lock	ART. without lock	Dim. mm	Including Practibox	Quantity
①	FP PR C41L 000 54 01	FP PR C41U 000 54 01	1073x705x2000 H	-	-
	FP PR C41L 720 54 01	FP PR C41U 720 54 01		FP PR 6112 000 00 01	120
②	FP PR C32L 000 54 01	FP PR C32U 000 54 01	1073x705x2000 H	-	-
	FP PR C32L 380 54 01	FP PR C32U 380 54 01		FP PR 6112 000 00 01	30
				FP PR 5164 000 00 01	40
③	FP PR C33L 000 54 01	FP PR C33U 000 54 01	1073x705x2000 H	-	-
	FP PR C33L 344 54 01	FP PR C33U 344 54 01		FP PR 6112 000 00 01	30
				FP PR 5164 000 00 01	20
				FP PR 4206 000 00 01	16



Ref.	ART. with lock	ART. without lock	Dim. mm	Including Practibox	Quantity
④	FP PR C51L 000 74 01	FP PR C51U 000 74 01	1481x705x2000 H	-	-
	FP PR C51L 900 74 01	FP PR C51U 900 74 01		FP PR 6112 000 00 01	150
⑤	FP PR C42L 000 74 01	FP PR C42U 000 74 01	1481x705x2000 H	-	-
	FP PR C42L 480 74 01	FP PR C42U 480 74 01		FP PR 6112 000 00 01	30
				FP PR 5164 000 00 01	60
⑥	FP PR C31L 000 74 01	FP PR C31U 000 74 01	1481x705x2000 H	-	-
	FP PR C31L 192 74 01	FP PR C31U 192 74 01		FP PR 4206 000 00 01	48

# PRACTIBOX ACCESSORIES



## GALVANISED STOPS FOR CHESTS OF DRAWERS

ART.	for chests of drawers ART.
<b>F PG 0910 00 99</b>	FP PR 9077 000 00 01
<b>F PG 0915 00 99</b>	FP PR 6112 000 00 01
<b>F PG 0920 00 99</b>	FP PR 5164 000 00 01
<b>F PG 0925 00 99</b>	FP PR 4206 000 00 01
<b>F PG 0930 00 99</b>	FP PR 3240 000 00 01
<b>F PG 0935 00 99</b>	FP PR 2353 000 00 01



## PAPER LABELS

ART.	label dim. mm	no. labels per sheet	for containers ART.
<b>FPG 9020 00 00</b>	35x10	9	FP PR 9077 000 00 01
<b>FPG 9040 00 00</b>	53x15	6	FP PR 6112 000 00 01
<b>FPG 9060 00 00</b>	80x22	5	FP PR 5164 000 00 01
<b>FPG 9080 00 00</b>	80x28	4	FP PR 4206 000 00 01
<b>F PG 9100 00 00</b>	121x34	3	FP PR 3240 000 00 01
<b>F PG 9120 00 00</b>	121x50	2	FP PR 2353 000 00 01



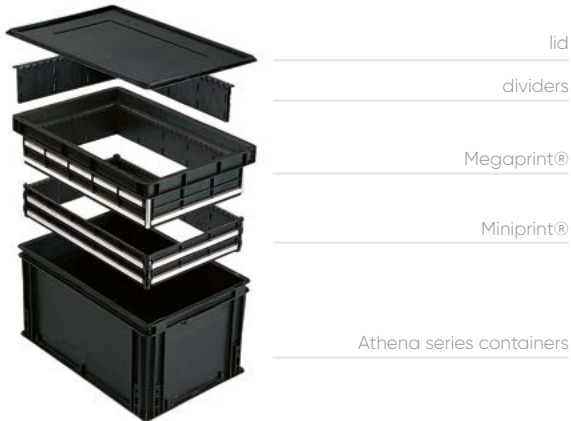


# ELECTRONIC





## MEGAPRINT® - MINIPRINT®



MEGAPRINT®



MINIPRINT®

A complete range of conductive products has been designed and produced by FAMI, in order to satisfy in a safe and logical manner all the problems of the electronics industry. Simplistic and modular designs characterise the FAMI products in this field, with actual solutions for the production, storage, transportation, repair or maintenance of P.C.B.'s and various electronic components. For the manufacture of products, FAMI uses conductive materials of top quality, which offers an ideal and total protection from electrostatic charges or mechanical damage. The FAMI card systems have been found to be ideal used in the sectors of electro/mechanical, electronics, as well as in manufacturing of explosives.

### TABLE OF SUB-DIVISION

In the Megaprint® and Miniprint® systems, the choice of the type of divider is easy and quick by consulting the recommended table of sub-divisions. This determines the insertion point of the divider to the size of the P.C.B. to be inserted.

AVAILABLE ON REQUEST



### DIVIDERS

The sub-division of the Megaprint® and Miniprint® system is perfectly adaptable to the wide range of sizes of P.C.B.'s, particularly as the sub-dividers have been designed in three variants. The variants are as follows:


NORMAL DISTANCE DIVIDER

MINUS DISTANCE DIVIDER

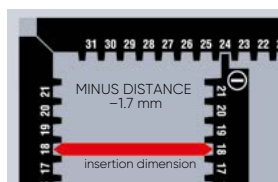
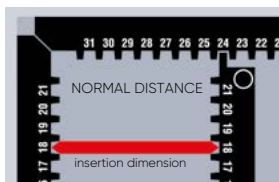
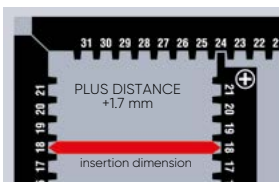
PLUS DISTANCE DIVIDER

With this system it is possible to vary the distance between dividers by a pitch of 1.7 mm. To simplify the insertion of dividers and P.C.B.'s in the Megaprint® and Miniprint® systems, each slot is referred to by a number which corresponds exactly to the number of the opposite slot.

### TECHNICAL SPECIFICATIONS



SLOT WIDTH	2,5 mm
SLOT DEPTH	3,0 mm
SLOT PITCH	5,08 mm
MINIMUM SUB-DIVISION OF THE SYSTEMS	1,7 mm





### MEGAPRINT® 400x300

ART.	External dim. mm	Internal dim. mm	
<b>F PV 7752 00 07</b>	400x300x140 H	335x235x140 H	

width mm	SLOTS		MINIMUM SUB-DIVISION of the system mm	SLOT itches
	depth mm	pitch mm		
2,5	3,0	5,08	1,7	4 walls da 5,08 mm

The FAMI Megaprint® system 400x300 is recognized as the leader in the field of production and storage of electronic P.C.B.'s. The system itself has been designed and produced to specifically satisfy the work cycle of P.C.B. production, from their design stage to final production. The system is comprised of four rigid walls stiffened by reinforced aluminium profiles on their external faces, ensuring the boxes to remain straight and robust.

On the internal walls, precision slots are moulded and used to edge locate P.C.B.s. The design of the system is such that, using the sub-dividers, it can be infinitely adjusted to accommodate P.C.B.'s with a dimension less than 235 mm. The Megaprint® 400x300 is clipped onto the top frame of the 400x300 mm series standard containers.



#### FITS CONTAINER ART.

FP AT 4312 A 00 52 07 - FP AT 4317 A 00 52 07  
FP AT 4322 A 00 52 07 - FP AT 4332 A 00 52 07



### MINIPRINT® 400x300

ART.	External dim. mm	Internal dim. mm	
<b>F PV 7252 00 07</b>	360x260x98 H	335x235x98 H	

width mm	SLOTS		MINIMUM SUB-DIVISION of the system mm	SLOT itches
	depth mm	pitch mm		
2,5	3,0	5,08	1,7	4 walls da 5,08 mm

The Miniprint® system 400x300 has the same typical features as the Megaprint® system, with the particular characteristic that it can be inserted completely into the conductive FAMI containers of size 400x300 mm and is suitable for storing P.C.B.'s with a dimension less than 235 mm. For cards which are especially long the Miniprint® system is used in conjunction with the Megaprint® system. The joining of the two systems provides a longer channel, therefore safer transportation and handling of the P.C.B.s.




#### FITS CONTAINER ART.

FP AT 4312 A 00 52 07 - FP AT 4317 A 00 52 07  
FP AT 4322 A 00 52 07 - FP AT 4332 A 00 52 07



# ATHENA

## 400x300 mm



An example of using a Megaprint® in conjunction with a Miniprint® system for P.C.B.s that are especially long: using both systems allows for additional support.



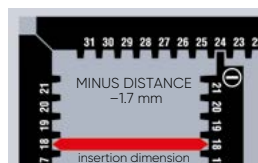
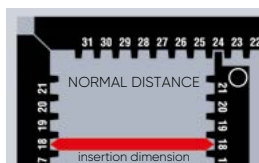
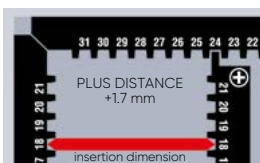

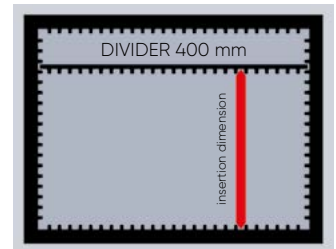
THE USE OF MEGAPRINT ADDS 44 mm TO THE CONTAINER'S OVERALL HEIGHT

ART.	External dim. mm (containers + Megaprint®)	board capacity	
		width mm	depth mm
FP AT 4312 A 00 52 07	400x300x164	235	150
FP AT 4322 A 00 52 07	400x300x264	235	250
FP AT 4332 A 00 52 07	400x300x369	235	365



The Megaprint® and Miniprint® systems can be sub-divided in a logical and precise manner using a series of sub-dividers with special characteristics. These allow the complete and flexible utilization of the system, because any P.C.B., that is smaller than the container itself can be accommodated. The dividers are available in three different pitch-length versions, starting from a minimum of 1.7 mm. The three variants are normal, minus and plus distance. The dividers are stiffened by means of aluminum ribs.

ART.	distance	divider for mm	external dim. mm
F PV 0752 00 07	minus	400	335x98
F PV 0852 00 07	normal	400	335x98
F PV 0952 00 07	plus	400	335x98
F PV 0252 00 07	minus	300	235x98
F PV 0352 00 07	normal	300	235x98
F PV 0452 00 07	plus	300	235x98



Fami SERIE ATHENA OLIPPA

4005  
N.318

**60C572A011**  
SCHEDA BUILT-IN PER PC03 C.S. 0465  
Ubic. Area Prod.  
**PRO\_CS03;B**

Q.tà 3 PACK

60C572A011

**60C572A011**  
SCHEDA BUILT-IN PER PC03 C.S. 04656A  
Q.tà 3 PACK  
Ubic. Area Prod.  
**PRO\_CS03;B**  
Ubic. Mag. Co

## MEGAPRINT® - MINIPRINT®



### MEGAPRINT®



### MINIPRINT®

A complete range of conductive products has been designed and produced by FAMI, in order to satisfy in a safe and logical manner all the problems of the electronics industry. Simplistic and modular designs characterise the FAMI products in this field, with actual solutions for the production, storage, transportation, repair or maintenance of P.C.B.'s and various electronic components. For the manufacture of products, FAMI uses conductive materials of top quality, which offers an ideal and total protection from electrostatic charges or mechanical damage. The FAMI card systems have been found to be ideal used in the sectors of electro/mechanical, electronics, as well as in manufacturing of explosives.

### TABLE OF SUB-DIVISION

In the Megaprint® and Miniprint® systems, the choice of the type of divider is easy and quick by consulting the recommended table of sub-divisions. This determines the insertion point of the divider to the size of the P.C.B. to be inserted.

AVAILABLE ON REQUEST



### DIVIDER

The sub-division of the Megaprint® and Miniprint® system is perfectly adaptable to the wide range of sizes of P.C.B.'s, particularly as the sub-dividers have been designed in three variants. The variants are as follows:


NORMAL DISTANCE DIVIDER

MINUS DISTANCE DIVIDER

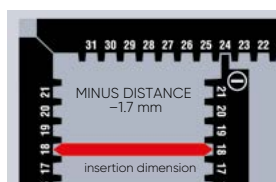
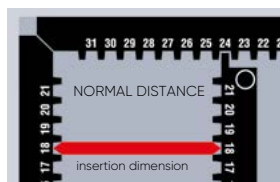
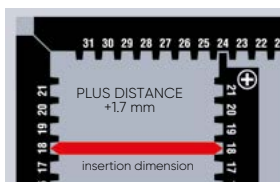
PLUS DISTANCE DIVIDER

With this system it is possible to vary the distance between dividers by a pitch of 1.7 mm. To simplify the insertion of dividers and P.C.B.'s in the Megaprint® and Miniprint® systems, each slot is referred to by a number which corresponds exactly to the number of the opposite slot.

### TECHNICAL SPECIFICATIONS



SLOT WIDTH	2,5 mm
SLOT DEPTH	3,0 mm
SLOT PITCH	5,08 mm
MINIMUM SUB-DIVISION OF THE SYSTEMS	1,7 mm





### MEGAPRINT® 600x400

ART.	External dim. mm	Internal dim. mm
<b>F PV 7952 00 07</b>	600x400x140 H	535x335x140 H

width mm	SLOTS		MINIMUM SUB-DIVISION of the system mm	SLOT itches
	depth mm	pitch mm		
2,5	3,0	5,08	1,7	4 walls da 5,08 mm

The FAMI Megaprint® 600x400 system has technical characteristics equal to the system MP 400x300, and is suitable for storing P.C.B.'s with a dimension less than 535 mm. It can be fitted into FAMI conductive containers with dimensions 600x400 mm and variable heights of the Athena system.



#### FITS CONTAINER ART.

FP AT 6412 A 00 52 07 - FP AT 6417 A 00 52 07  
FP AT 6422 A 00 52 07 - FP AT 6432 A 00 52 07  
FP AT 6443 B 00 52 07



### MINIPRINT® 600x400

ART.	External dim. mm	Internal dim. mm
<b>F PV 7452 00 07</b>	560x360x98 H	535x335x98 H

width mm	SLOTS		MINIMUM SUB-DIVISION of the system mm	SLOT itches
	depth mm	pitch mm		
2,5	3,0	5,08	1,7	4 walls da 5,08 mm


The FAMI Miniprint® 600x400 system has the same technical features of the system MP 400x300, and is suitable for storing P.C.B.'s with a dimension less than 535 mm. This system can also be fitted into FAMI conductive containers with dimensions 600x400 mm and variable heights of the Athena system.



#### FITS CONTAINER ART.

FP AT 6412 A 00 52 07 - FP AT 6417 A 00 52 07  
FP AT 6422 A 00 52 07 - FP AT 6432 A 00 52 07  
FP AT 6443 B 00 52 07





An example of using a Megaprint® in conjunction with a Miniprint® system for P.C.B.s that are especially long: using both systems allows for additional support.



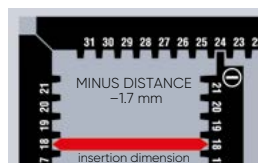
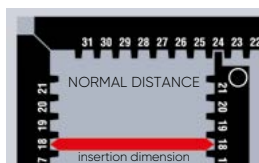
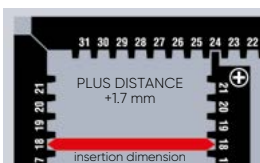

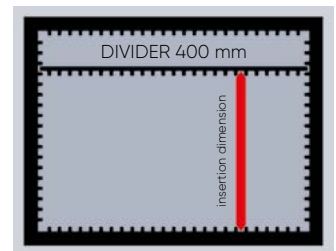
THE USE OF MEGAPRINT ADDS 44 mm THE CONTAINER HEIGHT OVERALL

ART.	External dim. mm (containers + Megaprint®)	board capacity	
		width mm	depth mm
FP AL 6422 A 00 52 07	600x400x264	535	250
FP AT 6432 A 00 52 07	600x400x369	535	355
FP AT 6443 B 00 52 07	600x400x474	535	455



The Megaprint® and Miniprint® systems can be sub-divided in a logical and precise manner using a series of sub-dividers with a special characteristics. These allow the complete and flexible utilization of the system, because any P.C.B., that is smaller than the container itself can be accommodated. The dividers are available in three different pitch-length versions, starting from a minimum of 1.7 mm. The three variants are normal, minus and plus distance. The dividers are stiffened by means of aluminum ribs.

ART.	distance	divider for mm	external dim. mm
F PV 0752 00 07	minus	400	335x98
F PV 0852 00 07	normal	400	335x98
F PV 0952 00 07	plus	400	335x98
F PV 1752 00 07	minus	600	535x98
F PV 1852 00 07	normal	600	535x98
F PV 1952 00 07	plus	600	535x98





**60C622A054**  
C.S. SCHEDA EXPANSION SUPERCOOD TYPE A C.S. 0TT018  
Q.18 2 PACK PRO\_CS02.B W-CS 22  
Uso: Area Prod. Uso: Mag. Controli

**60C686A014**  
C.S. SCHEDA SCHEDA IN C.S. 0TT018  
Q.18 2 PACK PRO\_CS02.B W-CS 15  
Uso: Area Prod. Uso: Mag. Controli

**60C696A031**  
C.S. SCHEDA SCHEDA IN C.S. 0TT018  
Q.18 2 PACK PRO\_CS02.B W-CS 15  
Uso: Area Prod. Uso: Mag. Controli

**60C622A054**  
C.S. SCHEDA EXPANSION SUPERCOOD TYPE A C.S. 0TT018  
Q.18 2 PACK PRO\_CS02.B W-CS 22  
Uso: Area Prod. Uso: Mag. Controli

**60C686A014**  
C.S. SCHEDA SCHEDA IN C.S. 0TT018  
Q.18 2 PACK PRO\_CS02.B W-CS 15  
Uso: Area Prod. Uso: Mag. Controli

**60C696A005**  
C.S. SCHEDA SCHEDA IN C.S. 0TT018  
Q.18 2 PACK PRO\_CS03.B W-CS 08  
Uso: Area Prod. Uso: Mag. Controli

**60C572A011**  
C.S. SCHEDA SCHEDA IN C.S. 0TT018  
Q.18 2 PACK PRO\_CS03.B W-CS 28  
Uso: Area Prod. Uso: Mag. Controli

**60C622A056**  
C.S. SCHEDA SCHEDA IN C.S. 0TT018  
Q.18 2 PACK PRO\_CS02.B W-CS 22  
Uso: Area Prod. Uso: Mag. Controli

**60C696A005**  
C.S. SCHEDA SCHEDA IN C.S. 0TT018  
Q.18 2 PACK PRO\_CS03.B W-CS 08  
Uso: Area Prod. Uso: Mag. Controli

**60C572A011**  
C.S. SCHEDA SCHEDA IN C.S. 0TT018  
Q.18 2 PACK PRO\_CS03.B W-CS 28  
Uso: Area Prod. Uso: Mag. Controli

**60C622A056**  
C.S. SCHEDA SCHEDA IN C.S. 0TT018  
Q.18 2 PACK PRO\_CS02.B W-CS 22  
Uso: Area Prod. Uso: Mag. Controli

**60C562A111**  
C.S. SCHEDA SCHEDA IN C.S. 0TT018  
Q.18 2 PACK PRO\_CS04.B W-CS 37  
Uso: Area Prod. Uso: Mag. Controli

**60C562A111**  
C.S. SCHEDA SCHEDA IN C.S. 0TT018  
Q.18 2 PACK PRO\_CS04.B W-CS 37  
Uso: Area Prod. Uso: Mag. Controli

**60C562A111**  
C.S. SCHEDA SCHEDA IN C.S. 0TT018  
Q.18 2 PACK PRO\_CS04.B W-CS 37  
Uso: Area Prod. Uso: Mag. Controli


**60C562A111**  
C.S. SCHEDA SCHEDA IN C.S. 0TT018  
Q.18 2 PACK PRO\_CS04.B W-CS 37  
Uso: Area Prod. Uso: Mag. Controli

**60C562A111**  
C.S. SCHEDA SCHEDA IN C.S. 0TT018  
Q.18 2 PACK PRO\_CS04.B W-CS 37  
Uso: Area Prod. Uso: Mag. Controli

**60C696A004**  
C.S. SCHEDA SCHEDA IN C.S. 0TT018  
Q.18 2 PACK PRO\_CS03.B W-CS 12  
Uso: Area Prod. Uso: Mag. Controli

# ATHENA 400x300 – 600x400 ACCESSORIES

## CARD CARRYING FRAMES

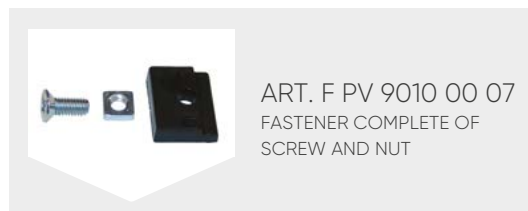


The card carrying frames make up an integral part of the FAMI P.C.B. carrying systems, and are used in the production, storage and transportation of P.C.B.'s. The system is composed of two side walls, one central wall and two aluminum guides. These frames can be either inserted in containers or used as a totally independent system. Its standard dimensions offer the advantage of an easy fit into standard containers, but also the flexibility of a system that can be expanded depending on the length of the guides. The frame can be used in a vertical, horizontal or flat position, and they can be stacked, provided they have equal dimensions. Also if the frame is compatible, the precision of the solution allows for its use in both manual and robotic applications.

Our Card carriers provide an excellent edge mounting system for handling circuit boards. Made from injection moulded conductive co-polymer polypropylene with electrical value of 104Ω/l, they can be used in contact with the majority of solvents and to a temperature up to 100 °C. The unique flexibility of the clamping system, allow the re-inforced card guides to move over the entire length of the side aluminium guide rails.

### PAIR OF ALLUMINIUM GUIDES

ART.	dim. mm (L)
F PV 9110 00 00	152x53
F PV 9120 00 00	252x53
F PV 9140 00 00	352x53
F PV 9160 00 00	552x53



ART. F PV 9010 00 07  
FASTENER COMPLETE OF  
SCREW AND NUT




### FRAME COMPLETE WITH FASTENERS

ART.	dim. mm	number	SLOTS		
			width mm	depth mm	pitch mm
F PV 6452 00 07	350x30x190	22	2,5	3	15,3
F PV 6852 00 07	350x35x190	22+22	2,5	3	15,3
F PV 6252 00 07	250x30x95	15	2,5	3	15,3



side walls



fastener



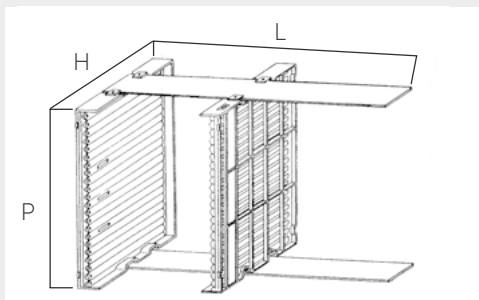
fitting the frame



positioning the central divider

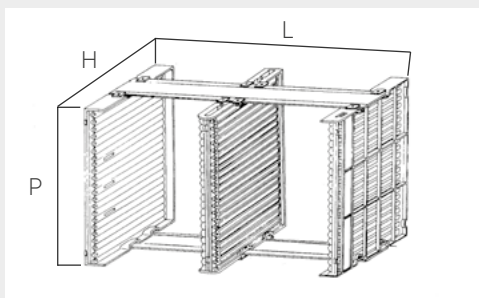


## EXAMPLE OF CARD CARRYING FRAME SYSTEM



F PV 9110 01 00 – F PV 9140 01 00 – F PV 9120 01 00 – F PV 9160 01 00

All card guides have as standard a re-inforcing aluminium rail for extra rigidity. The slot profile in the card guides is 2.5 mm wide and 3.0 mm deep on a 15.3 mm pitch. Each card guide also has a moulded in slot numbering system, to ensure correct location of cards, and an integral base stop. All components can be purchased separately and the aluminium rails can be supplied in lengths up to 1.5 m to provide flexibility in designing a system to suit your manufacturing requirements.



F PV 9120 02 00 – F PV 9160 02 00

This system provides the same low cost solutions as the models F PV 9110 01 00, F PV 9140 01 00, F PV 9120 01 00 and F PV 9160 01 00 but has the double-sided centre card guide incorporated. Since the centre panel (Order no. F PV 6852 00 07) is double-sided, it allows for extra capacity without the loss of space associated with other systems which need to use two single card guides to achieve the same result. Standard Conductive Container's for storage of these card carriers are available in varying depths to suit different models of carrier.

ART.	total dim. mm	p.c.b. capacity maximum mm	p.c.b. slot	fits into container	components	
					side walls	guide (L)
F PV 9110 01 00	250x150x95 H	135x105	15	FP AT 3212 A 00 52 07	2xF PV 6252 00 07	1xF PV 9110 00 00 152 mm
F PV 9140 01 00	250x350x95 H	335x150	15	FP AT 4312 A 00 52 07 FP AT 4317 A 00 52 07	2xF PV 6252 00 07	1xF PV 9140 00 00 352 mm
F PV 9120 01 00	350x250x190 H	235x300	21	FP AT 4322 A 00 52 07 FP AT 4332 A 00 52 07	2xF PV 6452 00 07	1xF PV 9120 00 00 252 mm
F PV 9160 00 00	350x550x190 H	535x400	21	FP AL 6422 A 00 52 07 FP AT 6432 A 00 52 07 FP AT 6443 B 00 52 07	2xF PV 6452 00 07	1xF PV 9160 00 00 552 mm
F PV 9120 02 00	350x250x190 H	95x300	42	FP AT 4322 A 00 52 07 FP AT 4332 A 00 52 07	2xF PV 6452 00 07 1xF PV 6852 00 07	1xF PV 9120 00 00 252 mm
F PV 9160 02 00	350x550x190 H	254x400	42	FP AL 6422 A 00 52 07 FP AT 6432 A 00 52 07 FP AT 6443 B 00 52 07	2xF PV 6452 00 07 1xF PV 6852 00 07	1xF PV 9160 00 00 552 mm



frame in a horizontal position



frame in a vertical position



frame in a flat position

## DIMPLE CIRCUIT BOARD HOLDER



ART.	dim. mm
F PV 5752 00 07	355x255x14 H




# ADDITIONAL COMPONENTS

## LABEL HOLDER



# MI

## FLEXIBLE INSERT



ART.	dim. mm	
<b>F A9 A414 MI 96</b>	210x80 mm	<b>1/4 DIN A4</b>
<b>F A9 A413 MI 96</b>	210x100 mm	<b>1/3 DIN A4</b>
<b>F A9 A500 MI 96</b>	210x147 mm	<b>DIN A5</b>

# RA

## RIGID WITH ADHESIVE



ART.	dim. mm	
<b>F A9 A700 RA 96</b>	110x83	<b>DIN A7</b>
<b>F A9 A414 RA 96</b>	220x83	<b>1/4 DIN</b>
<b>F A9 A500 RA 96</b>	220x160	<b>DIN A5</b>

# RS

## RIGID WITH SUPPORT



ART.	dim. mm	
<b>F A9 A414 RS 96</b>	215x80x17 H	<b>1/4 DIN A4</b>
<b>F A9 A500 RS 96</b>	215x155x17 H	<b>DIN A5</b>

# MF

## FLEXIBLE WITH HOLE



ART.	dim. mm	
<b>F A9 A414 MF 96</b>	210x80	<b>1/4 DIN A4</b>

# LABEL FORMAT

number of paper labels per sheet according to the size

**1/3 DIN A5**

label dim.  
**150x67 mm**

**1/4 DIN A4**

label dim.  
**200x67 mm**

**1/3 DIN A4**

label dim.  
**200x85 mm**

**DIN A5**

label dim.  
**200x135 mm**

# CONTAINERS SERIES ATHENA



## LABEL HOLDER WITH SUPPORT



LABEL HOLDER ART.

F A9 A414 RS 96

EDGE 1/4	
SHORT SIDE	LONG SIDE



LABEL HOLDER ART.

F A9 A500 RS 96

EDGE A5	
SHORT SIDE	LONG SIDE

ART. ATHENA

ART. ATHENA	EDGE 1/4 SHORT SIDE	EDGE 1/4 LONG SIDE	EDGE A5 SHORT SIDE	EDGE A5 LONG SIDE
FP AT 3212 A0	0	2	0	0
FP AT 3217 A0	0	2	0	2
FP AT 4305 A0	0	0	0	0
FP AT 4308 A0	0	0	0	0
FP AT 4312 A0	2	2	0	0
FP AT 4312 C0	2	2	0	0
FP AT 4312 P0	2	2	0	0
FP AT 4317 A0	2	2	2	2
FP AT 4317 C0	2	2	2	2
FP AT 4322 A0	2	2	2	2
FP AT 4322 B0	2	2	2	2
FP AT 4322 D0	2	2	2	2
FP AT 4332 A0	2	2	2	2
FP AT 4332 B0	2	2	2	2
FP AT 6408 A0	0	0	0	0
FP AT 6412 A0	2	2	0	0
FP AT 6412 C0	2	2	0	0
FP AT 6412 G0	2	2	0	0
FP AT 6412 H0	2	2	0	0
FP AT 6417 A0	2	2	2	2
FP AT 6417 C0	2	2	2	2
FP AT 6422 A0	2	2	2	2
FP AT 6422 B0	2	2	2	2
FP AT 6422 D0	2	2	2	2
FP AT 6422 S0	2	2	2	2
FP AT 6428 A0	2	2	2	2
FP AT 6428 B0	2	2	2	2
FP AT 6428 D0	2	2	2	2
FP AT 6432 A0	2	2	2	2
FP AT 6432 B0	2	2	2	2
FP AT 6432 D0	2	2	2	2
FP AT 6432 R0	2	2	2	2
FP AT 6443 B0	2	2	2	2
FP AT 6443 R0	2	2	2	2
FP AT 6443 V0	2	1	2	1
FP AT 6443 U0	1	2	1	2
FP AT 8612 C0	0	0	0	0
FP AT 8617 C0	0	0	0	0
FP AT 8622 C0	0	0	0	0
FP AT 8632 C0	0	0	0	0
FP AT 8643 W0	0	0	0	0

## KEY



NOT APPLICABLE



NUMBER SIDES APPLICABLE WITHOUT THE USE OF THE HANDLE



NUMBER OF SIDES APPLICABLE

LABEL HOLDER WITH ADHESIVE



LABEL HOLDER ART.

LABEL HOLDER ART.

LABEL HOLDER ART.

F A9 A414 RA 96

F A9 A500 RA 96

F A9 A700 RA 96

ART. ATHENA

ADHESIVE		1/4
SHORT SIDE	LONG SIDE	

ADHESIVE		A5
SHORT SIDE	LONG SIDE	

ADHESIVE		A7
SHORT SIDE	LONG SIDE	

FP AT 3212 A0	0	0	0	0	0	0
FP AT 3217 A0	0	0	0	0	2	2
FP AT 4305 A0	0	0	0	0	0	0
FP AT 4308 A0	0	0	0	0	0	0
FP AT 4312 A0	0	0	0	0	0	0
FP AT 4312 C0	0	0	0	0	0	0
FP AT 4312 P0	0	0	0	0	0	0
FP AT 4317 A0	0	2	0	0	2	2
FP AT 4317 C0	0	2	0	0	2	2
FP AT 4322 A0	0	2	0	1	2	2
FP AT 4322 B0	0	2	0	1	2	2
FP AT 4322 D0	0	2	0	1	2	2
FP AT 4332 A0	0	2	0	2	2	2
FP AT 4332 B0	0	2	0	2	2	2
FP AT 6408 A0	0	0	0	0	0	0
FP AT 6412 A0	0	0	0	0	0	0
FP AT 6412 C0	0	0	0	0	0	0
FP AT 6412 G0	0	0	0	0	0	0
FP AT 6412 H0	0	0	0	0	0	0
FP AT 6417 A0	1	2	0	0	2	2
FP AT 6417 C0	1	2	0	0	2	2
FP AT 6422 A0	2	2	0	2	2	2
FP AT 6422 B0	2	2	0	2	2	2
FP AT 6422 D0	2	2	0	2	2	2
FP AT 6422 S0	0	0	0	0	0	0
FP AT 6428 A0	2	2	2	2	2	2
FP AT 6428 B0	2	2	2	2	2	2
FP AT 6428 D0	2	2	2	2	2	2
FP AT 6432 A0	2	2	2	2	2	2
FP AT 6432 B0	2	2	2	2	2	2
FP AT 6432 D0	2	2	2	2	2	2
FP AT 6432 R0	0	0	0	0	0	0
FP AT 6443 B0	2	1	2	0	2	2
FP AT 6443 R0	0	0	0	0	0	0
FP AT 6443 V0	2	1	2	0	2	2
FP AT 6443 U0	2	1	1	0	2	2
FP AT 8612 C0	0	0	0	0	0	0
FP AT 8617 C0	2	2	0	0	2	2
FP AT 8622 C0	2	2	0	0	2	2
FP AT 8632 C0	2	2	2	2	2	2
FP AT 8643 W0	2	2	2	2	2	2

# CONTAINERS SERIES ATHENA LIGHT



## LABEL HOLDER WITH SUPPORT



LABEL HOLDER ART.



LABEL HOLDER ART.

F A9 A414 RS 96

F A9 A500 RS 96

ART. ATHENA LIGHT

EDGE 1/4

EDGE A5

SHORT SIDE LONG SIDE

SHORT SIDE LONG SIDE

FP AL 6422 A 00
FP AL 6422 B 00
FP AL 6422 S 00

SHORT SIDE	LONG SIDE	SHORT SIDE	LONG SIDE
2	2	2	2
2	2	2	2
2	2	2	2



## LABEL HOLDER WITH ADHESIVE



LABEL HOLDER ART.



LABEL HOLDER ART.



LABEL HOLDER ART.

F A9 A414 RA 96

F A9 A500 RA 96

F A9 A700 RA 96

ART. ATHENA LIGHT

ADHESIVE 1/4

ADHESIVE A5

ADHESIVE A7

SHORT SIDE LONG SIDE

SHORT SIDE LONG SIDE

SHORT SIDE LONG SIDE

FP AL 6422 A 00
FP AL 6422 B 00
FP AL 6422 S 00

SHORT SIDE	LONG SIDE	SHORT SIDE	LONG SIDE	SHORT SIDE	LONG SIDE
1	0	0	0	2	2
1	0	0	0	2	2
0	0	0	0	0	0

## KEY



NOT APPLICABLE



NUMBER OF SIDES APPLICABLE WITHOUT THE USE OF THE HANDLE



NUMBER OF SIDES APPLICABLE



## LABEL HOLDER WITH SUPPORT



LABEL HOLDER ART.

**F A9 A414 RS 96**

EDGE 1/4

SHORT SIDE	LONG SIDE
0	2
2	2
2	2
2	2



LABEL HOLDER ART.

**F A9 A500 RS 96**

EDGE A5

SHORT SIDE	LONG SIDE
0	0
2	2
2	2
2	2

ART. ODETE

FP OD 4950 000	0	2	0	0
FP OD 4930 000	2	2	2	2
FP OD 4910 000	2	2	2	2
FP OD 4900 000	2	2	2	2



## LABEL HOLDER WITH ADHESIVE



LABEL HOLDER ART.

**F A9 A414 RA 96**

ADHESIVE 1/4

SHORT SIDE	LONG SIDE
0	0
0	0
0	0
0	0



LABEL HOLDER ART.

**F A9 A500 RA 96**

ADHESIVE A5

SHORT SIDE	LONG SIDE
0	0
0	0
0	0
0	0



LABEL HOLDER ART.

**F A9 A700 RA 96**

ADHESIVE A7

SHORT SIDE	LONG SIDE
0	0
0	1
0	1
2	0

ART. ODETE

FP OD 4950 000	0	0	0	0
FP OD 4930 000	0	0	0	1
FP OD 4910 000	0	0	0	1
FP OD 4900 000	0	0	0	0

# CONTAINERS SERIES RL KLT



## LABEL HOLDER WITH SUPPORT



LABEL HOLDER ART.  
F A9 A414 RS 96



LABEL HOLDER ART.  
F A9 A500 RS 96

ART. RL KLT
-------------

EDGE	1/4
SHORT SIDE	LONG SIDE

EDGE	A5
SHORT SIDE	LONG SIDE

FP KL 3147 000	0	2
FP KL 4147 000	2	2
FP KL 4280 000	2	2
FP KL 6147 000	2	2
FP KL 6280 000	2	2

0	2
2	2
2	2
2	2
2	2

0	0
0	0
2	2
0	0
2	2



## LABEL HOLDER WITH ADHESIVE



LABEL HOLDER ART.  
F A9 A414 RA 96



LABEL HOLDER ART.  
F A9 A500 RA 96



LABEL HOLDER ART.  
F A9 A700 RA 96

ART. RL KLT
-------------

ADHESIVE	1/4
SHORT SIDE	LONG SIDE

ADHESIVE	A5
SHORT SIDE	LONG SIDE

ADHESIVE	A7
SHORT SIDE	LONG SIDE

FP KL 3147 000	0	0
FP KL 4147 000	0	0
FP KL 4280 000	0	1
FP KL 6147 000	0	0
FP KL 6280 000	1	0

0	0
0	0
0	1
0	0
1	0

0	0
0	0
0	1
0	0
1	0

2	1
2	1
2	2
0	2
2	2

## KEY



NOT APPLICABLE



NUMBER OF SIDES APPLICABLE WITHOUT THE USE OF THE HANDLE



NUMBER OF SIDES APPLICABLE



ART. R KLT

FP KL 3147 000
FP KL 4147 000
FP KL 4280 000
FP KL 6147 000
FP KL 6280 000

## LABEL HOLDER WITH SUPPORT



F A9 A414 RS 96		F A9 A500 RS 96	
EDGE 1/4		EDGE A5	
SHORT SIDE	LONG SIDE	SHORT SIDE	LONG SIDE

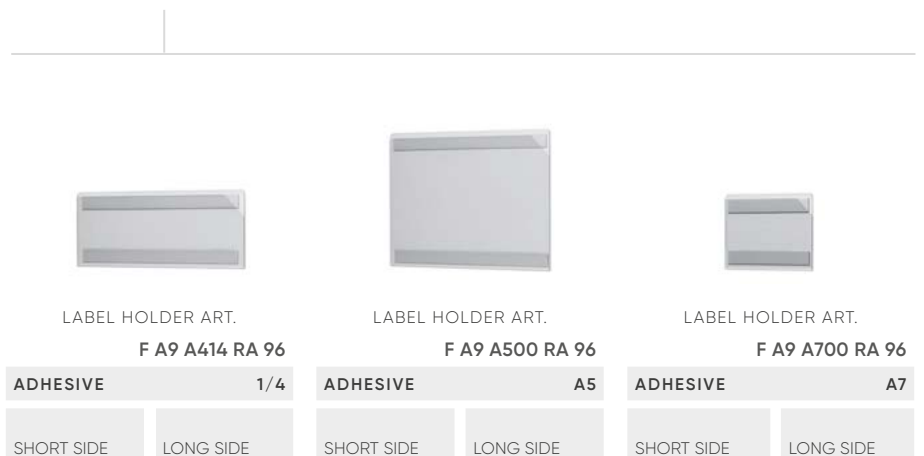
0	2	0	0
2	2	0	0
2	2	2	2
2	2	0	0
2	2	2	2



ART. R KLT

FP KL 3147 000
FP KL 4147 000
FP KL 4280 000
FP KL 6147 000
FP KL 6280 000

## LABEL HOLDER WITH ADHESIVE



F A9 A414 RA 96		F A9 A500 RA 96		F A9 A700 RA 96	
ADHESIVE 1/4		ADHESIVE A5		ADHESIVE A7	
SHORT SIDE	LONG SIDE	SHORT SIDE	LONG SIDE	SHORT SIDE	LONG SIDE

0	0	0	0	2	0
0	0	0	0	2	0
0	1	0	1	2	2
0	0	0	0	0	0
1	0	1	0	2	2

# CONTAINERS SERIES MINERVA



## LABEL HOLDER WITH SUPPORT



LABEL HOLDER ART.

**F A9 A414 RS 96**

EDGE 1/4

SHORT SIDE	LONG SIDE
------------	-----------



LABEL HOLDER ART.

**F A9 A500 RS 96**

EDGE A5

SHORT SIDE	LONG SIDE
------------	-----------

ART. MINERVA

ART. MINERVA	0	0	0	0
FP MI 6420 B 00	0	0	0	0
FP MI 6420 S 00	0	0	0	0
FP MI 6430 B 00	0	2	0	0
FP MI 6430 S 00	0	2	0	0
FP MI 6440 B 00	0	2	0	0
FP MI 6440 S 00	0	2	0	0

## LABEL HOLDER WITH ADHESIVE



LABEL HOLDER ART.

**F A9 A414 RA 96**

ADHESIVE 1/4

SHORT SIDE	LONG SIDE
------------	-----------



LABEL HOLDER ART.

**F A9 A500 RA 96**

ADHESIVE A5

SHORT SIDE	LONG SIDE
------------	-----------



LABEL HOLDER ART.

**F A9 A700 RA 96**

ADHESIVE A7

SHORT SIDE	LONG SIDE
------------	-----------

ART. MINERVA

ART. MINERVA	0	2	0	0	2	2
FP MI 6420 B 00	0	2	0	0	2	2
FP MI 6420 S 00	0	0	0	0	0	0
FP MI 6430 B 00	0	2	0	2	2	2
FP MI 6430 S 00	0	0	0	0	0	0
FP MI 6440 B 00	0	2	0	2	2	2
FP MI 6440 S 00	0	0	0	0	0	0

## LEGEND



NOT APPLICABLE



NUMBER OF SIDES APPLICABLE WITHOUT THE USE OF THE HANDLE



NUMBER OF SIDES APPLICABLE



## LABEL HOLDER WITH SUPPORT



LABEL HOLDER ART.

**F A9 A414 RS 96**

EDGE 1/4

SHORT SIDE LONG SIDE



LABEL HOLDER ART.

**F A9 A500 RS 96**

EDGE A5

SHORT SIDE LONG SIDE

ART. DELTA

FP DE 6422 A 00
FP DE 6432 A 00
FP DE 6442 A 00
FP DE 6422 B 00
FP DE 6432 B 00
FP DE 6442 B 00
FP DE 6422 C 00
FP DE 6432 C 00
FP DE 6442 C 00

0	0	0	0
0	2	0	0
0	2	0	0
0	0	0	0
0	2	0	0
0	2	0	0
0	0	0	0
0	0	0	0
0	0	0	0

## LABEL HOLDER WITH ADHESIVE



LABEL HOLDER ART.

**F A9 A414 RA 96**

ADHESIVE 1/4

SHORT SIDE LONG SIDE



LABEL HOLDER ART.

**F A9 A500 RA 96**

ADHESIVE A5

SHORT SIDE LONG SIDE



LABEL HOLDER ART.

**F A9 A700 RA 96**

ADHESIVE A7

SHORT SIDE LONG SIDE

ART. DELTA

FP DE 6422 A 00
FP DE 6432 A 00
FP DE 6442 A 00
FP DE 6422 B 00
FP DE 6432 B 00
FP DE 6442 B 00
FP DE 6422 C 00
FP DE 6432 C 00
FP DE 6442 C 00

2	2	2	2	2	2
2	2	2	2	2	2
2	2	2	2	2	2
2	2	2	2	2	2
2	2	2	2	2	2
2	2	2	2	2	2
2	2	2	2	2	2
2	2	2	2	2	2
2	2	2	2	2	2

# CONTAINERS SERIES ZEUS - COMPAT



## LABEL HOLDER WITH ADHESIVE



LABEL HOLDER ART.  
F A9 A414 RA 96

ADHESIVE		1/4
SHORT SIDE	LONG SIDE	



LABEL HOLDER ART.  
F A9 A500 RA 96

ADHESIVE		A5
SHORT SIDE	LONG SIDE	



LABEL HOLDER ART.  
F A9 A700 RA 96

ADHESIVE		A7
SHORT SIDE	LONG SIDE	

ART. ZEUS

FP ZE Z002 B 00
FP ZE Z3A2 B 00
FP ZE Z4A2 B 00
FP ZE Z004 B 00
FP ZE Z4A5 C 00
FP ZE Z005 C 00

	SHORT SIDE	LONG SIDE		SHORT SIDE	LONG SIDE		SHORT SIDE	LONG SIDE
FP ZE Z002 B 00	0	0		0	0		0	2
FP ZE Z3A2 B 00	0	2		0	0		0	2
FP ZE Z4A2 B 00	1	2		0	0		1	2
FP ZE Z004 B 00	1	2		0	2		1	2
FP ZE Z4A5 C 00	1	2		1	2		1	2
FP ZE Z005 C 00	0	0		0	0		2	2

## LABEL HOLDER WITH ADHESIVE



LABEL HOLDER ART.  
F A9 A414 RA 96

ADHESIVE		1/4
SHORT SIDE	LONG SIDE	



LABEL HOLDER ART.  
F A9 A500 RA 96

ADHESIVE		A5
SHORT SIDE	LONG SIDE	



LABEL HOLDER ART.  
F A9 A700 RA 96

ADHESIVE		A7
SHORT SIDE	LONG SIDE	

ART. ZEUS/COMPAT

FP CO C001 A 00
FP CO C002 A 00
FP CO C3A2 B 00
FP CO C003 B 00
FP CO Z3L5 B 00
FP CO C4A2 B 00
FP CO C004 B 00
FP CO C4A5 B 00
FP CO Z5P4 E 00
FP CO Z005 E 00

	SHORT SIDE	LONG SIDE		SHORT SIDE	LONG SIDE		SHORT SIDE	LONG SIDE
FP CO C001 A 00	0	0		0	0		0	0
FP CO C002 A 00	0	0		0	0		0	2
FP CO C3A2 B 00	0	2		0	0		0	2
FP CO C003 B 00	0	2		0	2		0	2
FP CO Z3L5 B 00	0	2		0	0		0	2
FP CO C4A2 B 00	0	2		0	0		0	2
FP CO C004 B 00	0	2		0	2		0	2
FP CO C4A5 B 00	0	2		0	2		1	2
FP CO Z5P4 E 00	0	0		0	0		1	2
FP CO Z005 E 00	0	0		0	0		1	2

## KEY



NOT APPLICABLE



NUMBER OF SIDES  
APPLICABLE WITHOUT  
THE USE OF THE HANDLE



NUMBER OF SIDES  
APPLICABLE



# PALLETS

## FOR CONTAINERS ATHENA - PROXIMA



PLASTIC PALLET WITH EDGES ON ALL EXTERNAL SIDES



ART.	dim. mm	
<b>F PU 4040 00 07</b>	1200x800x145 H	

STATIC LOAD: 5000 kg  
DYNAMIC LOAD: 1500 kg  
WEIGHT: 17,3 kg  
Black colour

ART.	dim. mm	
<b>F PU 4050 00 07</b>	1200x1000x145 H	

STATIC LOAD: 4000 kg  
DYNAMIC LOAD: 1250 kg  
WEIGHT: 17,9 kg  
Black colour



THERMOFORMED LID



ART.	dim. mm	
<b>F PU 8014 01 07</b>	1200x800	

Black colour



THERMOFORMED LID



ART.	dim. mm	
<b>F PU 8017 01 07</b>	1200x1000	

Black colour

## FOR CONTAINERS RL KLT - R KLT - ODETTE



PLASTIC PALLET WITH EDGES ON ALL EXTERNAL SIDES



ART.	dim. mm	
<b>F PU 4040 00 07</b>	1200x800x145 H	

STATIC LOAD: 5000 kg  
DYNAMIC LOAD: 1500 kg  
WEIGHT: 17,3 kg  
Black colour

PLASTIC PALLET WITH EDGES ON ALL INTERNAL SIDES

ART.	dim. mm	
<b>F PU 8002 01 07</b>	1200x1000x150 H	

STATIC LOAD: 4000 kg  
DYNAMIC LOAD: 1250 kg  
WEIGHT: 17,9 kg  
Black colour



POLYPROPYLENE LID



ART.	dim. mm	
<b>F PU 4540 00 07</b>	1200x800	

Black colour

ART.	dim. mm	
<b>F PU 4550 00 07</b>	1200x1000	

Black colour

## FOR CONTAINERS ATHENA – ATHENA LIGHT – PROXIMA



ART.	dim. mm
<b>F PU 2240 00 13</b>	1200x800x150 H

STATIC LOAD: 4000 kg  
DYNAMIC LOAD: 1500 kg  
WEIGHT: 13,70 kg – White colour  
WITH GALVANISED STEEL EDGES ON ALL 4 SIDES

ART.	dim. mm
<b>F PU 3240 00 13</b>	1200x1000x150 H

STATIC LOAD: 4000 kg  
DYNAMIC LOAD: 1500 kg  
WEIGHT: 16,90 kg – White colour  
WITH GALVANISED STEEL EDGES ON ALL 4 SIDES

## FOR CONTAINERS ODETTE



ART.	dim. mm
<b>F PU 2140 00 13</b>	1200x800x150 H

STATIC LOAD: 4000 kg  
DYNAMIC LOAD: 1500 kg  
WEIGHT: 14,50 kg – White colour  
WITH GALVANISED STEEL EDGES ON ALL 4 SIDES

ART.	dim. mm
<b>F PU 3140 00 13</b>	1200x1000x150 H

STATIC LOAD: 4000 kg  
DYNAMIC LOAD: 1500 kg  
WEIGHT: 17,00 kg – White colour  
WITH GALVANISED STEEL EDGES ON ALL 4 SIDES



# PALLETS



ART.	dim. mm
<b>F AX MYA008 0600 07</b>	800x600x140 H

STATIC LOAD: 3000 kg  
 DYNAMIC LOAD: 600 kg  
 WEIGHT: 3,61 kg  
 Black colour



ART.	dim. mm
<b>F AX MYL012 1000 07</b>	1200x1000x140 H

STATIC LOAD: 2000 kg  
 DYNAMIC LOAD: 600 kg  
 WEIGHT: 6,7 kg  
 Black colour



ART.	dim. mm
<b>F AX MYA012 0800 07</b>	1200x800x140 H

STATIC LOAD: 4000 kg  
 DYNAMIC LOAD: 1200 kg  
 WEIGHT: 8,65 kg  
 Black colour



ART.	dim. mm
<b>F AX MYA012 1000 07</b>	1200x1000x140 H

STATIC LOAD: 4000 kg  
 DYNAMIC LOAD: 1200 kg  
 WEIGHT: 10,25 kg  
 Black colour



ART.	dim. mm
<b>F AX MYL012 0800 07</b>	1200x800x140 H

STATIC LOAD: 1500 kg  
 DYNAMIC LOAD: 300 kg  
 WEIGHT: 4,65 kg  
 Black colour



ART.	dim. mm
<b>F PU2040 00 13</b>	1200x800x150 H

STATIC LOAD: 4000 kg  
 DYNAMIC LOAD: 1500 kg  
 WEIGHT: 12,30 kg  
 White colour

ART.	dim. mm
<b>F PU 3040 00 13</b>	1200x1000x150 H

STATIC LOAD: 4000 kg  
 DYNAMIC LOAD: 1500 kg  
 WEIGHT: 15,10 kg  
 White colour

# TROLLEYS FOR CONTAINERS



ART.	kg	mm
F CP 2011 01 99	150	100 mm

Dimensions mm 615x415x170 h  
4 standard rubber swivel wheels **without brakes** Ø 100 mm

**TROLLEYS FOR CONTAINERS**  
SERIES ATHENA - ATHENA LIGHT - PROXIMA

ART.	kg	mm
F CP 2011 02 99	150	100 mm

Dimensions mm 695x415x170/870 h  
4 standard rubber swivel wheels **without brakes** Ø 100 mm

**TROLLEYS FOR CONTAINERS**  
SERIES ATHENA - ATHENA LIGHT - PROXIMA

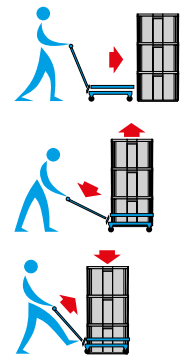


## TROLLEYS FOR LIFTING AND TRANSPORTING CONTAINERS 600x400 mm SERIES ATHENA - ODETTA - PROXIMA

ART.	kg
F CR 0441 00 04	300

2 standard rubber swivel wheels Ø 125 mm  
2 polyurethane fixed wheels Ø 125 mm

 04  
RAL 5012



Transport system

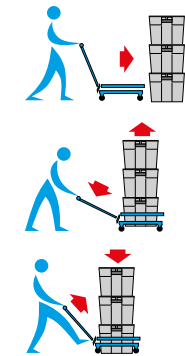


## TROLLEYS FOR LIFTING AND TRANSPORTING CONTAINERS SERIES MINERVA 600x400 mm

ART.	kg
F CR 0461 00 04	300

2 standard rubber swivel wheels Ø 125 mm  
2 polyurethane fixed wheels Ø 125 mm

 04  
RAL 5012



Transport system



## TROLLEYS FOR LIFTING AND TRANSPORTING CONTAINERS - SERIES STEEL

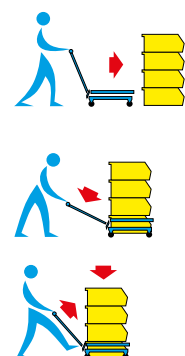
ART.	kg
F CR 0421 00 04	300

Trolleys for containers:  
art. F LS 8900 00/F LS 8100 00/F LA 8920 00  
2 rubber swivel wheels Ø 125 mm  
2 polyurethane fixed wheels Ø 125 mm

 04  
RAL 5012



Trolley for lifting and transporting metal and plastic containers, the first forked container must be of steel, to ensure the lifting.





Transport system

# MATS




## SOLID NON-SLIP MATTING

ART.		dim. mm
F PX 1541 00 01		800x400x25 H
F PX 1541 00 06		800x400x25 H
F PX 1542 00 07		800x400x25 H




## PERFORATED NON-SLIP MATTING

ART.		dim. mm
F PX 2541 00 01		800x400x25 H
F PX 2541 00 06		800x400x25 H
F PX 2542 00 07		800x400x25 H




## EDGING PIECE

ART.		dim. mm
F PX 0241 00 05		400x120x25 H
F PX 0242 00 07		400x120x25 H




## CORNER PIECE

ART.		dim. mm
F PX 0741 00 05		120x120x25 H
F PX 0742 00 07		120x120x25 H

## GALVANISED CLIPS



ART. F PX 0910 00 99  
Dim. mm 120x120





# TOP BOX



This comprises 18 compartments made from transparent polystyrene with high mechanical resistance and is fitted with hooks, perfect for storing screwdrivers, scissors and tools, etc.

ergonomic handle

stacking joint

tool tray

universal holder

high-proof pull-out plastic container

total pull-out safety mechanism

strong frame supports

tool holder

label holder

compartments with high mechanical resistance



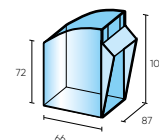
ART. F PG 5561 01 04



Complete with 18 drawers

drawer dimensions

width mm 350  
depth mm 200  
height mm 465



## LOCKING

A handy bar closes the container to hold articles securely when carrying. The structure is realized in tough, shock-resistant material.



## REGENERATED



ART.	dim. mm	kg	L
<b>F PT 1040 00 07</b>	1000x640x655 H	150	280



ART.	dim. mm	kg	L
<b>F PT 3040 00 07</b>	1165x790x800 H	250	520



ART.	dim. mm	kg	L
<b>F PT 5040 00 07</b>	1165x790x800 H	300	520

## LIDS



ART.	dim. mm
<b>F PT 7040 00 01</b>	1000x640

Lid for art.  
F PT 1040 00 - F PT 1140 00 - F PT 1240 00



ART.	dim. mm
<b>F PT 7540 00 01</b>	1165x790

Lid for art.  
F PT 5040 00 - F PT 3040 00 - F PT 3140 00 -  
F PT 3240 00

## HANDLES FOR TRANSPORT



ART.	Width
<b>F PT 8010 00 01</b>	480

For art.  
F PT 1040 00 - F PT 1140 00 - F PT 1240 00

ART.	Width
<b>F PT 8020 00 01</b>	670

For art.  
F PT 5040 00 - F PT 3040 00 - F PT 3140 00 01 -  
F PT 3240 00

01  
RAL 7000



ART.	dim. mm	kg	L
<b>F PT 1040 00 01</b>	1000x640x655 H	150	280



ART.	dim. mm	kg	L
<b>F PT 1140 00 01</b>	1000x640x790 H	150	280

Supplied with 4 swivel wheels without brake Ø 100 mm

ART.	dim. mm	kg	L
<b>F PT 1240 00 01</b>	1000x640x815 H	150	280

Supplied with 4 swivel wheels without brake Ø 125 mm



ART.	dim. mm	kg	L
<b>F PT 3040 00 01</b>	1165x790x800 H	250	520



ART.	dim. mm	kg	L
<b>F PT 3140 00 01</b>	1165x790x935 H	200	520

Supplied with 4 swivel wheels without brake Ø 100 mm

ART.	dim. mm	kg	L
<b>F PT 3240 00 01</b>	1165x790x960 H	250	520

Supplied with 4 swivel wheels without brake Ø 125 mm



ART.	dim. mm	kg	L
<b>F PT 5040 00 01</b>	1165x790x800 H	300	520



**NOT SUITABLE**

CONTAINMENT  
OF LIQUIDS





# GENERAL TERMS AND CONDITIONS OF SALE FOR FAMI PRODUCTS

## 1. DEFINITIONS

- 1.1 WITHIN THIS AGREEMENT, THE TERMS SPECIFIED BELOW SHALL HAVE THE FOLLOWING MEANING:
- A) BUYER: ANY TRADER WHO PURCHASES OR PROPOSES TO PURCHASE FROM FAMI THE PRODUCTS MARKETED BY FAMI;
- B) ORDER CONFIRMATION: MEANS THE DOCUMENT BY WHICH FAMI ACCEPTS A PROPOSAL;
- C) INCOTERMS2010: INCOTERMS OF THE INTERNATIONAL CHAMBER OF COMMERCE, IN THE VERSION IN FORCE UPON FINALIZING THE ORDER;
- D) ORDER (S): MEANS THE CONTRACT, FORMED BY THE PROPOSAL SUBMITTED BY THE BUYER AND THE ORDER CONFIRMATION ISSUED BY FAMI, WHICH REGULATES THE SUPPLY OF PRODUCTS;
- E) PARTIES: FAMI AND THE BUYER;
- F) PRODUCTS: GOODS COVERED BY A SALE OR SALE NEGOTIATION;
- G) PROPOSAL/S: THE REQUEST (S) TO PURCHASE THE PRODUCTS SENT BY THE BUYER TO FAMI.

## 2. SCOPE OF APPLICATION

- 2.1 THESE GENERAL TERMS AND CONDITIONS OF SALE (HEREINAFTER REFERRED TO AS THE "TERMS") SHALL APPLY BETWEEN FAMI S.R.L. (HEREINAFTER "FAMI") AND THE BUYER ALSO WHEN THEY HAVE NOT BEEN AGREED OR MENTIONED BY THE PARTIES.
- 2.2 ANY EXCEPTIONS SHALL BE VALID ONLY IF CONTAINED IN SEPARATE DOCUMENTS SIGNED BY THE PARTIES.
- 2.3 THE GENERAL TERMS AND CONDITIONS OF SALE ARE AN INTEGRAL PART OF ALL ORDERS, INCLUDING WHEN FINALIZED BY TELEPHONE, VERBALLY, BY FAX, E-MAIL OR INTERNET.
- 2.4 IN THE EVENT OF DISCREPANCY BETWEEN THE PROVISIONS REFERRED TO HEREIN AND THOSE CONTAINED IN THE ORDER, THE LATTER SHALL IN ANY CASE PREVAIL.

## 3. FINALIZATION OF THE ORDER

- 3.1 THE BUYER MAY SUBMIT PROPOSALS TO FAMI EITHER DIRECTLY OR THROUGH AGENTS AND THEIR REPRESENTATIVES. HOWEVER, AN ORDER SHALL ONLY BE FINALIZED AFTER AN ORDER CONFIRMATION HAS BEEN SENT BY FAMI FOR EACH INDIVIDUAL PROPOSAL.
- 3.2 FAMI EXPRESSLY RESERVES THE RIGHT TO EVALUATE ANY PROPOSAL, THE ACCEPTANCE OF WHICH IT AT ITS FULL DISCRETION.
- 3.3 ANY SUPPLY OFFERS FROM FAMI TO THE BUYER SHALL ONLY BE CONSIDERED FIRM AND IRREVOCABLE IF QUALIFIED AS SUCH IN WRITING BY FAMI.
- 3.4 THE REGISTERED OFFICE OF FAMI SHALL ALWAYS BE THE PLACE OF FINALIZATION OF THE ORDER, INCLUDING FOR ORDERS THAT ARE FINALIZED ELECTRONICALLY.

## 4. DELIVERY DEADLINE

- 4.1 FAMI SHALL DELIVER THE PRODUCTS EX-WORKS (EXW INCOTERMS2010). IF REQUESTED, FAMI SHALL TAKE CARE OF THE TRANSPORTATION OF THE PRODUCTS ON BEHALF OF THE BUYER WHO SHALL BEAR ALL RISKS, COSTS AND EXPENSES. THE PAYMENT OF TRANSPORT COSTS BY FAMI SHALL NOT AFFECT THE RISKS OF THE SHIPMENT, WHICH SHALL CONTINUE TO BE BORNE BY THE BUYER AT THE LATEST UPON DELIVERY OF THE PRODUCTS TO THE FIRST CARRIER.
- 4.2 THE DELIVERY OF THE PRODUCTS MUST TAKE PLACE WITHIN THE DEADLINE SPECIFIED IN THE ORDER, COMPUTED IN WORKING DAYS; HOWEVER, THE DELIVERY DEADLINE IS PURELY INDICATIVE AND IS NOT AN ESSENTIAL TERM OF THE CONTRACT AND, IN ANY CASE, DOES NOT INCLUDE TRANSPORT TIME.
- 4.3 UPON RECEIPT OF THE NOTICE OF GOODS READY FOR PICK-UP, THE BUYER MUST COLLECT THE PRODUCTS WITHIN A MAXIMUM PERIOD OF 10 (TEN) DAYS. FAILING WHICH, THE PRODUCTS MAY BE STORED OUTDOORS, FAMI BEING RELEASED FROM ANY LIABILITY, AND ALL GUARANTEES BEING FORFEITED IN FAVOUR OF FAMI; THE BUYER SHALL BE CHARGED FOR ANY HANDLING AND STORAGE COSTS INCURRED BY FAMI, WHICH MAY ALSO, AT ITS DISCRETION, HAVE THE PRODUCTS PLACED IN STORAGE AT THE BUYER'S EXPENSE.
- 4.4 WITHIN 10 (TEN) DAYS FROM THE NOTICE OF GOODS READY FOR PICK UP, FAMI SHALL BE ENTITLED TO ISSUE A REGULAR INVOICE.

## 5. COMPLAINTS

- 5.1 ANY COMPLAINTS REGARDING THE PACKAGING CONDITION, QUANTITY, NUMBER OR EXTERNAL CHARACTERISTICS OF THE PRODUCTS (APPARENT DEFECTS) MUST BE NOTIFIED TO FAMI IN WRITING WITHIN 8 (EIGHT) BUSINESS DAYS FROM THE DATE OF RECEIPT OF THE PRODUCTS; FAILURE TO COMPLY WITH THIS DEADLINE SHALL RESULT IN FORFEITURE OF THE BUYER'S RELATED RIGHT.
- 5.2 ANY COMPLAINTS RELATING TO DEFECTS THAT CANNOT BE IDENTIFIED THROUGH DILIGENT CONTROL UPON RECEIPT (HIDDEN DEFECTS) MUST BE NOTIFIED TO FAMI WITHIN 8 (EIGHT) DAYS FROM THE DATE THE DEFECT HAS BEEN FOUND AND REPORTED TO FAMI IN THE MANNER PROVIDED UNDER WARRANTY CONDITIONS; FAILURE TO COMPLY WITH THIS DEADLINE SHALL RESULT IN FORFEITURE OF THE BUYER'S RELATED RIGHT.
- 5.3 IN NO CASE SHALL AGENTS, CUSTOMERS OR INTERMEDIARIES OF FAMI HAVE THE POWER TO REPRESENT FAMI OR TAKE ANY BINDING OBLIGATIONS ON BEHALF OF FAMI VIS À VIS THE BUYER OR OTHER THIRD PARTIES. TO THIS END, ANY NOTICE RELATING TO FAULTS OR DEFECTS OF THE PRODUCTS SHALL BE INVALID AND INEFFECTIVE IF MADE TO AGENTS, CUSTOMERS OR INTERMEDIARIES OF FAMI.

## 6. PRICE

- 6.1 THE PRICES OF THE PRODUCTS SHALL BE THOSE SPECIFIED IN THE FAMI'S PRICE LIST IN FORCE AT THE TIME THE ORDER IS FINALIZED OR, IF THE PRODUCT IS NOT INCLUDED IN THE PRICE LIST OR THE PRICE LIST IS NOT AVAILABLE, THOSE SPECIFIED IN SUCH ORDER CONFIRMATION.
- 6.2 UNLESS OTHERWISE AGREED, THE AFOREMENTIONED PRICES SHALL BE CALCULATED EX WORKS (EXW INCOTERMS2010). THESE PRICES DO NOT INCLUDE THE COSTS OF SPECIAL PACKAGING, SHIPPING AND TRANSPORT FROM FAMI'S PREMISES, WHICH SHALL BE BORNE BY THE BUYER. UNLESS OTHERWISE AGREED, THE BUYER SHALL ALSO BEAR ALL EXPENSES, TAXES OR DUTIES INHERENT IN THE SALE OF THE PRODUCTS, INCLUDING THE COSTS FOR ALL CUSTOMS FORMALITIES (AS WELL AS ANY DUTIES, TAXES AND OTHER OFFICIAL CHARGES TO BE PAID FOR EXPORTING THE PRODUCTS).

## 7. PAYMENT TERMS

- 7.1 WHERE THE TERMS OF PAYMENT ARE NOT SPECIFIED IN THE ORDER, THE PAYMENT MUST BE MADE WITHIN 30 DAYS FROM INVOICE DATE END OF MONTH, BY BANK TRANSFER. THE PAYMENT SHALL BE CONSIDERED MADE WHEN THE SUM BECOMES AVAILABLE TO FAMI AT ITS BANK IN ITALY.
- 7.2 IF THE PARTIES AGREED ON AN ADVANCE PAYMENT WITHOUT FURTHER SPECIFICATIONS, IT IS ASSUMED THAT THE ADVANCE PAYMENT REFERS TO THE ENTIRE PRICE OF THE PRODUCTS INCLUDED IN THE SUPPLY ORDER.
- 7.3 IF THE PARTIES AGREED ON A PAYMENT BY DIRECT REMITTANCE, THIS SHALL BE DONE BY SWIFT TRANSFER - WITH FIXED VALUE DATE TO FAMI ON THE DAY THE PAYMENT IS DUE - AT THE BANK SPECIFIED BY FAMI.
- 7.4 IN THE EVENT OF LATE PAYMENT WITH RESPECT TO THE AGREED DATE, DEFAULT INTEREST AT THE STATUTORY RATE SHALL BE APPLIED TO THE BUYER. IN ADDITION, FAMI SHALL BE REIMBURSED FOR ANY COSTS INCURRED TO RECOVER THE SUMS NOT PROMPTLY PAID.
- 7.5 THE BUYER IS NOT AUTHORIZED TO MAKE ANY DEDUCTION FROM THE AGREED PRICE (E.G. IN CASE OF ALLEGED PRODUCT DEFECTS), WITHOUT PRIOR WRITTEN AGREEMENT WITH FAMI.

## 8. FORCE MAJEURE

- 8.1 BOTH THE BUYER AND FAMI MAY SUSPEND THE PERFORMANCE OF THEIR CONTRACTUAL OBLIGATIONS WHEN SUCH PERFORMANCE BECOMES IMPOSSIBLE OR UNREASONABLY BURDENSOME DUE TO AN UNFORESEEABLE IMPEDIMENT NOT UNDER THEIR CONTROL, SUCH AS FOR EXAMPLE, STRIKES, BOYCOTTS, LOCKOUTS, FIRES, WARS, RIOTS AND REVOLUTIONS, REQUISITIONS, EMBARGOES, INTERRUPTIONS IN ENERGY SUPPLY.
- 8.2 THE PARTY WISHING TO INVOKE THIS CLAUSE MUST IMMEDIATELY INFORM THE OTHER IN WRITING THAT A FORCE MAJEURE CIRCUMSTANCE HAS OCCURRED AS WELL AS WHEN SUCH CIRCUMSTANCE NO LONGER EXISTS.
- 8.3 IF THE SUSPENSION DUE TO FORCE MAJEURE LASTS MORE THAN EIGHT WEEKS, EACH PARTY SHALL HAVE THE RIGHT TO TERMINATE THE ORDER, SUBJECT TO 10 DAYS' NOTICE, TO BE NOTIFIED TO THE OTHER IN WRITING.

## 9. CHANGE IN THE BUYER'S FINANCIAL SITUATION

- 9.1 FAMI SHALL BE ENTITLED TO SUSPEND THE FULFILMENT OF THE OBLIGATIONS ARISING FROM THE SUPPLY OF THE PRODUCTS IN THE EVENT THAT THE BUYER'S FINANCIAL SITUATION BECOMES SUCH AS TO SERIOUSLY ENDANGER THE BUYER'S PERFORMANCE OF ITS OWN OBLIGATIONS, UNLESS A SUITABLE GUARANTEE IS GIVEN.

## 10. APPLICABLE LAW AND COURT OF JURISDICTION

- 10.1 THE GENERAL TERMS AND CONDITIONS OF SALE AND THE ORDERS ENTERED INTO BETWEEN FAMI AND THE BUYER SHALL BE GOVERNED BY ITALIAN LAW.
- 10.2 FOR ANY DISPUTE REGARDING THE INTERPRETATION, PERFORMANCE, BREACH OR TERMINATION OF THESE GENERAL TERMS AND CONDITIONS OF SALE, THE COURT OF VICENZA SHALL HAVE EXCLUSIVE JURISDICTION, INCLUDING IN THE EVENT OF JOINDER OF PROCEEDINGS.

## 11. FINAL PROVISIONS

- 11.1 SHOULD ONE OF THE PARTIES FAIL TO TAKE LEGAL ACTION OR EXERCISE A RIGHT UNDER THESE GENERAL TERMS AND CONDITIONS OF SALE, SUCH ACQUIESCENT CONDUCT MAY NOT BE INTERPRETED AS A FINAL WAIVER TO EXERCISE SUCH ACTION OR RIGHT IN THE FUTURE.
- 11.2 THE SALE OF PRODUCTS BY FAMI TO THE BUYER DOES NOT GIVE THE LATTER ANY EXCLUSIVE TERRITORIAL RIGHT NOR DOES IT ALLOW THE BUYER TO TAKE ON THE STATUS OF DISTRIBUTOR OR RESELLER OF FAMI.
- 11.3 ANY COMMUNICATION FROM THE BUYER TO FAMI IN RELATION TO THESE GENERAL TERMS AND CONDITIONS OF SALE MUST BE SENT TO THE FOLLOWING CERTIFIED E-MAIL ADDRESS (PEC): PEC@PEC.FAMISPA.IT. THE AFOREMENTIONED COMMUNICATIONS SHALL TAKE EFFECT UPON RECEIPT BY THE RECIPIENT.

## 12. PRIVACY

- 12.1 PURSUANT TO THE PROVISIONS OF ITALIAN LEGISLATIVE DECREE 196/03, BY ACCEPTING THIS CONTRACT, THE BUYER DECLARES THAT IT IS AWARE, AND EXPRESSLY CONSENTS, THAT ITS "PERSONAL DATA", PROVIDED (ALSO VERBALLY) BY IT OR ACQUIRED DURING SALE TRANSACTIONS, ARE KEPT WITH FAMI IN ITS (PAPER, ELECTRONIC OR TELECOMMUNICATIONS) ARCHIVES AND PROCESSED AS PART OF THE CONDUCT OF BUSINESS ACTIVITIES OF FAMI FOR MANAGEMENT PURPOSES, THE FULFILMENT OF LEGAL OBLIGATIONS, AND FOR STATISTICAL, COMMERCIAL, MARKETING, PROMOTIONAL AND CREDIT PROTECTION PURPOSES. THESE DATA MAY ALSO BE: (A) DISCLOSED TO COMPANIES, ENTITIES, CONSORTIA OR ASSOCIATIONS RESPONSIBLE FOR CREDIT PROTECTION, (B) DISCLOSED/DISSEMINATED TO SUBSIDIARIES, PARENT COMPANIES OR ASSOCIATES ENGAGED IN COMMERCIAL, MARKET RESEARCH, MARKETING, MANAGEMENT, IT MANAGEMENT ACTIVITIES OR SUCH COMPANIES CAN BE GIVEN ACCESS TO THE AFOREMENTIONED ARCHIVES. IN RELATION TO THE PROCESSING OF THE AFOREMENTIONED DATA, THE BUYER MAY EXERCISE THE RIGHTS SET FORTH IN ART. 7 OF ITALIAN LEGISLATIVE DECREE 196/03 AND FAMI MUST PROMPTLY PROVIDE THE INFORMATION REQUESTED PURSUANT TO THE SAID ARTICLE. THE DATA CONTROLLER IS FAMI IN THE PERSON OF ITS PRO-TEMPORE LEGAL REPRESENTATIVE. THE DATA CAN BE PROCESSED AT THE COMPANY'S REGISTERED OFFICE OR AT TAX CONSULTING FIRMS, AS WELL AS AT THE PREMISES OF ANY OTHER PROFESSIONALS, WHOM HAVE BEEN GIVEN A BOOKKEEPING MANDATE AND ANY OTHER RELEVANT ASSIGNMENTS.

## 13. COMPLIANCE WITH LAW 231/2001

- 13.1 THE BUYER ACKNOWLEDGES THAT FAMI HAS ADOPTED AND APPLIES AN ORGANIZATION, MANAGEMENT AND CONTROL MODEL PURSUANT TO ITALIAN LEGISLATIVE DECREE NO. 231/01, ALONG WITH THE RELATED CODE OF ETHICS AND DISCIPLINARY SYSTEM THE DETAILS OF WHICH CAN BE VIEWED ON THE COMPANY WEBSITE WWW.FAMISPA.IT. THE BUYER ENDORSES THE PRINCIPLES OF THE AFOREMENTIONED ORGANIZATION, MANAGEMENT AND CONTROL MODEL AND THE ANNEXES THERETO AND UNDERTAKES TO COMPLY WITH ITS CONTENTS, PRINCIPLES AND PROCEDURES AND, IN GENERAL, TO REFRAIN FROM ANY CONDUCT THAT MAY CONSTITUTE ANY OF THE OFFENCES SPECIFIED IN ITALIAN LEGISLATIVE DECREE 231/01, AS AMENDED, AND INCLUDED IN THE AFOREMENTIONED ORGANIZATION, MANAGEMENT AND CONTROL MODEL. THE BUYER ALSO UNDERTAKES TO COMPLY WITH, AND CAUSE ITS COLLABORATORS TO COMPLY WITH, ALL THE PRINCIPLES CONTAINED IN THE AFOREMENTIONED DOCUMENTATION AND THE PRINCIPLES OF CONDUCT ENVISAGED BY OUR ORGANIZATION PURSUANT TO ITALIAN LEGISLATIVE DECREE NO. 231/2001, WHICH ARE ATTACHED TO THIS CONTRACT. ANY BREACH OF THE RULES PROVIDED BY THE AFOREMENTIONED DOCUMENTS SHALL CONSTITUTE A SERIOUS BREACH OF THE CONTRACT.



**FAMI S.R.L.**

VIA STAZIONE ROSSANO, 13 – 36027 ROSÀ (VI) ITALY  
TEL +39 0424 585455 R.A. – FAX +39 0424 585470  
COMMERCIALE@FAMISPA.COM – WWW.FAMISPA.COM

**EXPORT DEPARTMENT**

TEL +39 0424 585455 – FAX +39 0424 585472  
EXPORT@FAMISPA.COM – WWW.FAMISPA.COM

